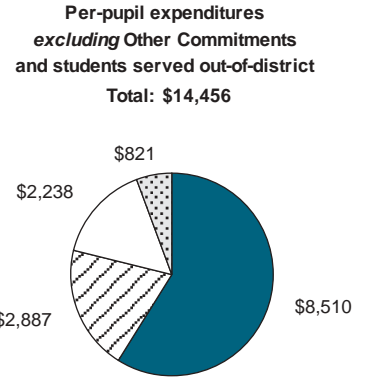
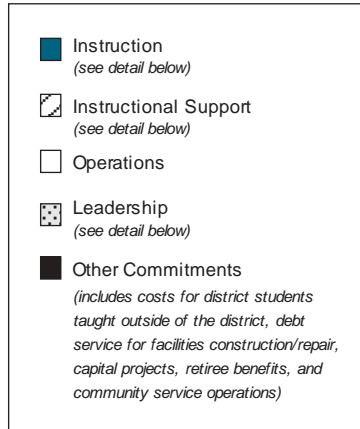
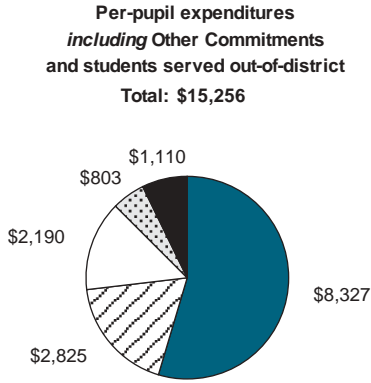


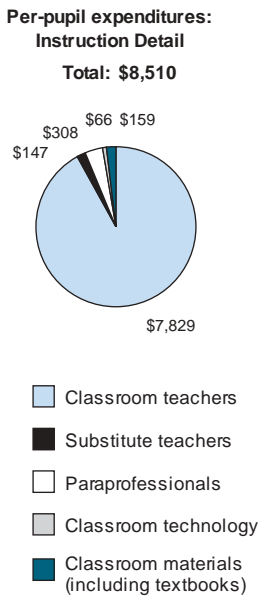
Total per-pupil expenditures for all programs in this district

Data source: InSite



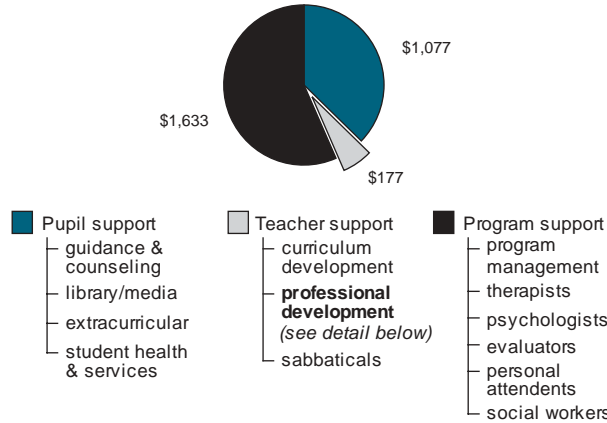
Details from total per-pupil expenditures for all programs in this district

excluding Other Commitments and students served out-of-district

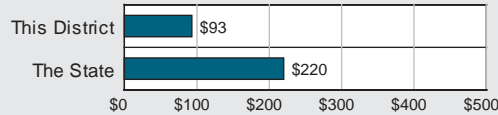


Data source: InSite

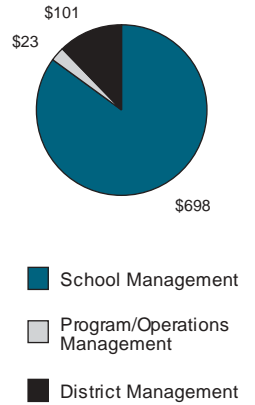
Per-pupil expenditures: Instructional Support Detail



Professional Development Detail (includes related substitute costs)



Per-pupil expenditures: Leadership Detail



Total per-pupil expenditures by educational program

including Other Commitments; excluding students served out-of-district

Educational Program	The State	This District	Number of Students: This District
General Education	\$9,220	\$11,000	3,845
Title I	\$536	\$383	517
Special Education	\$16,382	\$19,333	760
Career & Technical Education	\$4,249	\$5,832	21
English Language Learners	\$7,931	\$14,698	19

Data source: RIDE Office of Finance

Sources of Revenue/Funding

