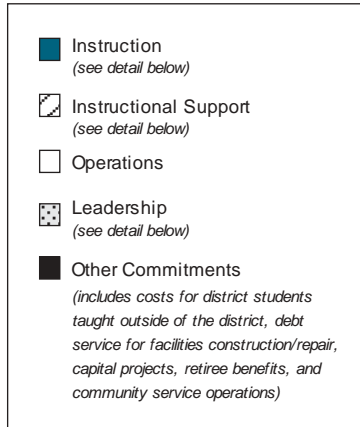
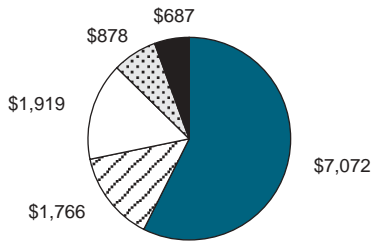


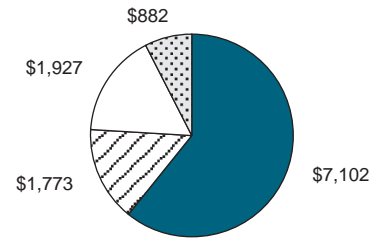
Total per-pupil expenditures for all programs in this district

Data source: InSite

Per-pupil expenditures including Other Commitments and students served out-of-district
Total: \$12,322



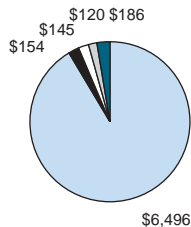
Per-pupil expenditures excluding Other Commitments and students served out-of-district
Total: \$11,684



Details from total per-pupil expenditures for all programs in this district

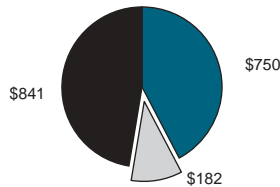
excluding Other Commitments and students served out-of-district

Per-pupil expenditures: Instruction Detail
Total: \$7,102



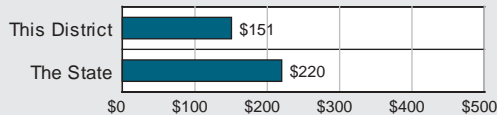
- Classroom teachers
- Substitute teachers
- Paraprofessionals
- Classroom technology
- Classroom materials (including textbooks)

Per-pupil expenditures: Instructional Support Detail
Total: \$1,773

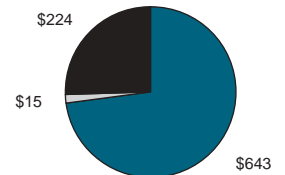


- Pupil support
 - guidance & counseling
 - library/media
 - extracurricular
 - student health & services
- Teacher support
 - curriculum development
 - professional development (see detail below)
 - sabbaticals
- Program support
 - program management
 - therapists
 - psychologists
 - evaluators
 - personal attendants
 - social workers

Professional Development Detail
(includes related substitute costs)



Per-pupil expenditures: Leadership Detail
Total: \$882



- School Management
- Program/Operations Management
- District Management

Data source: InSite

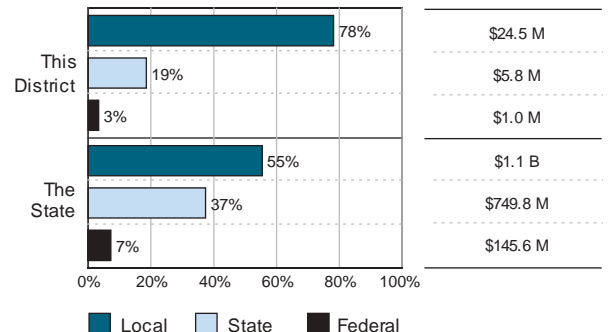
Total per-pupil expenditures by educational program

including Other Commitments; excluding students served out-of-district

| Educational Program | The State | This District | Number of Students: This District |
|------------------------------|-----------|---------------|-----------------------------------|
| General Education | \$9,220 | \$9,800 | 2,499 |
| Title I | \$536 | \$534 | 222 |
| Special Education | \$16,382 | \$21,213 | 294 |
| Career & Technical Education | \$4,249 | \$2,847 | 14 |
| English Language Learners | \$7,931 | \$1,930 | 26 |

Data source: RIDE Office of Finance

Sources of Revenue/Funding



Dollar values

- \$24.5 M
- \$5.8 M
- \$1.0 M
- \$1.1 B
- \$749.8 M
- \$145.6 M