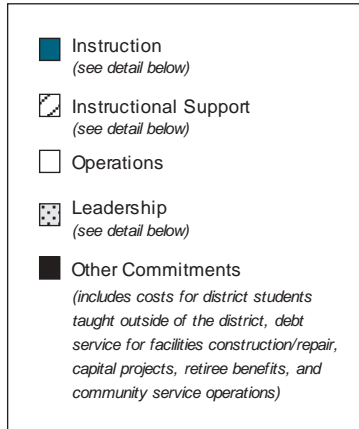
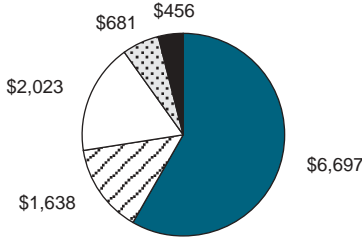


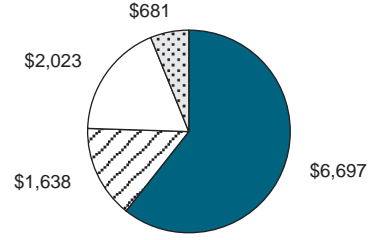
## Total per-pupil expenditures for all programs in this district

Data source: InSite

**Per-pupil expenditures including Other Commitments and students served out-of-district**  
Total: \$11,495



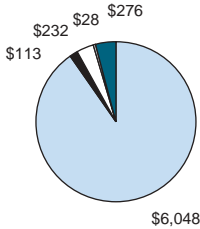
**Per-pupil expenditures excluding Other Commitments and students served out-of-district**  
Total: \$11,039



## Details from total per-pupil expenditures for all programs in this district

excluding Other Commitments and students served out-of-district

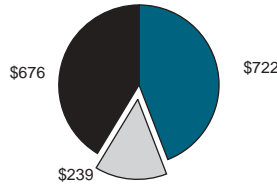
**Per-pupil expenditures: Instruction Detail**  
Total: \$6,697



- Classroom teachers
- Substitute teachers
- Paraprofessionals
- Classroom technology
- Classroom materials (including textbooks)

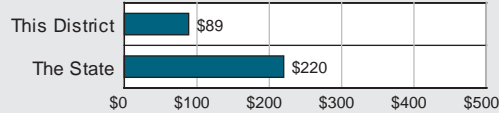
Data source: InSite

**Per-pupil expenditures: Instructional Support Detail**  
Total: \$1,638

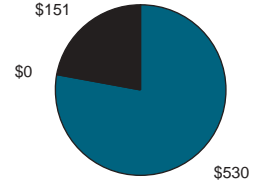


- Pupil support
  - guidance & counseling
  - library/media
  - extracurricular
  - student health & services
- Teacher support
  - curriculum development
  - professional development (see detail below)
  - sabbaticals
- Program support
  - program management
  - therapists
  - psychologists
  - evaluators
  - personal attendants
  - social workers

**Professional Development Detail**  
(includes related substitute costs)



**Per-pupil expenditures: Leadership Detail**  
Total: \$681



- School Management
- Program/Operations Management
- District Management

## Total per-pupil expenditures by educational program

including Other Commitments; excluding students served out-of-district

Educational Program	The State	This District	Number of Students: This District
General Education	\$9,220	\$9,563	1,755
Title I	\$536	\$145	735
Special Education	\$16,382	\$12,761	243
Career & Technical Education	\$4,249	\$0	0
English Language Learners	\$7,931	\$10,648	13

Data source: RIDE Office of Finance

## Sources of Revenue/Funding

