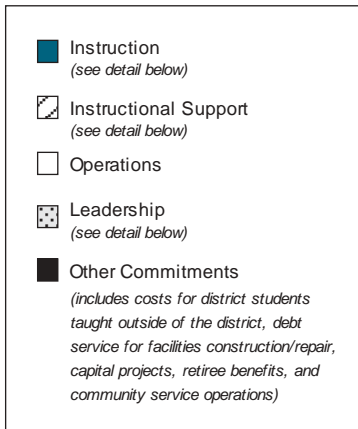
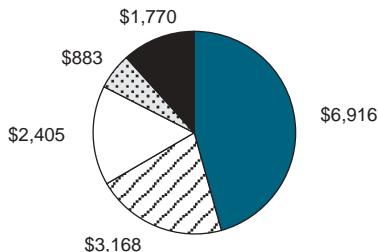


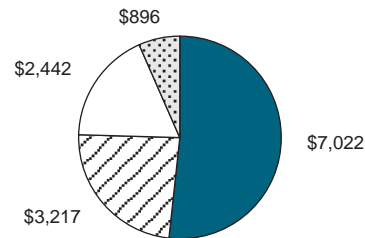
## Total per-pupil expenditures for all programs in this district

Data source: InSite

Per-pupil expenditures including Other Commitments and students served out-of-district  
Total: \$15,143



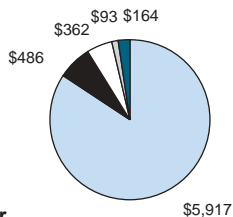
Per-pupil expenditures excluding Other Commitments and students served out-of-district  
Total: \$13,578



## Details from total per-pupil expenditures for all programs in this district

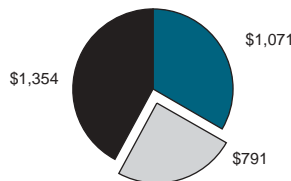
excluding Other Commitments and students served out-of-district

Per-pupil expenditures: Instruction Detail  
Total: \$7,022



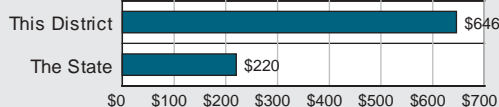
- Classroom teachers
- Substitute teachers
- Paraprofessionals
- Classroom technology
- Classroom materials (including textbooks)

Per-pupil expenditures: Instructional Support Detail  
Total: \$3,217

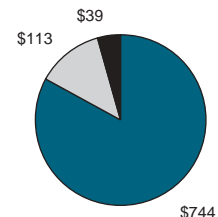


- Pupil support
  - guidance & counseling
  - library/media
  - extracurricular
  - student health & services
- Teacher support
  - curriculum development
  - professional development (see detail below)
  - sabbaticals
- Program support
  - program management
  - therapists
  - psychologists
  - evaluators
  - personal attendants
  - social workers

Professional Development Detail (includes related substitute costs)



Per-pupil expenditures: Leadership Detail  
Total: \$896



- School Management
- Program/Operations Management
- District Management

Data source: InSite

## Total per-pupil expenditures by educational program

including Other Commitments; excluding students served out-of-district

Educational Program	The State	This District	Number of Students: This District
General Education	\$9,220	\$9,902	24,907
Title I	\$536	\$1,239	17,944
Special Education	\$16,382	\$17,994	4,519
Career & Technical Education	\$4,249	\$4,102	3,709
English Language Learners	\$7,931	\$317	543

Data source: RIDE Office of Finance

## Sources of Revenue/Funding

