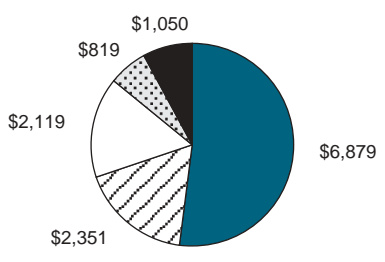


Total per-pupil expenditures for all programs in this district

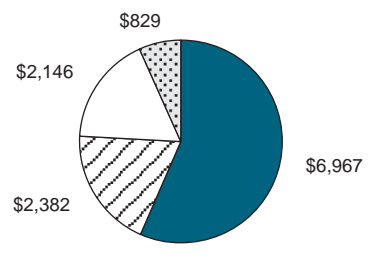
Data source: InSite

Per-pupil expenditures including Other Commitments and students served out-of-district
Total: \$13,217



- Instruction (see detail below)
- Instructional Support (see detail below)
- Operations
- Leadership (see detail below)
- Other Commitments (includes costs for district students taught outside of the district, debt service for facilities construction/repair, capital projects, retiree benefits, and community service operations)

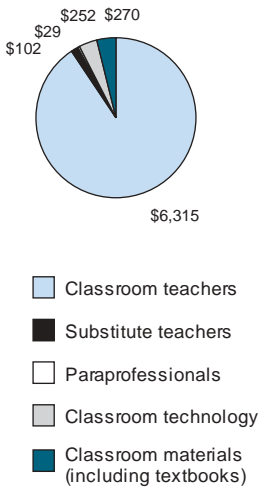
Per-pupil expenditures excluding Other Commitments and students served out-of-district
Total: \$12,324



Details from total per-pupil expenditures for all programs in this district

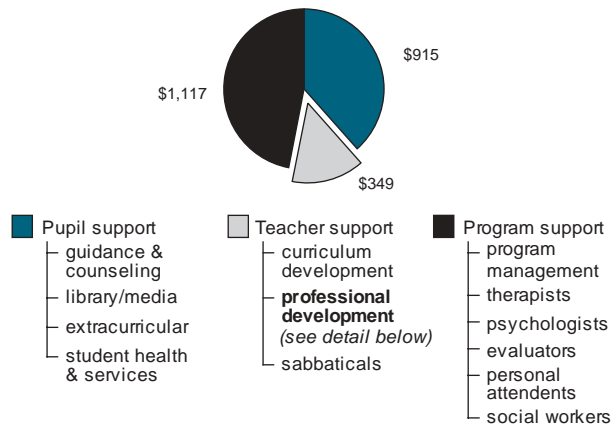
excluding Other Commitments and students served out-of-district

Per-pupil expenditures: Instruction Detail
Total: \$6,967

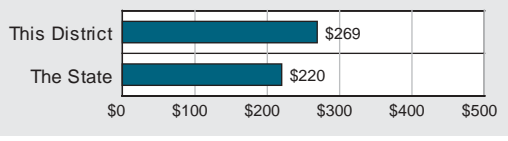


Data source: InSite

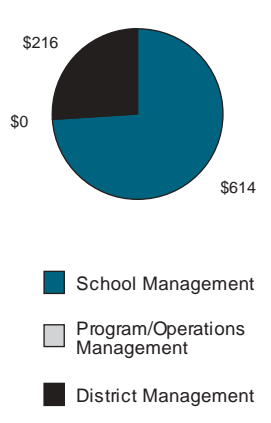
Per-pupil expenditures: Instructional Support Detail
Total: \$2,382



Professional Development Detail (includes related substitute costs)



Per-pupil expenditures: Leadership Detail
Total: \$829



Total per-pupil expenditures by educational program

including Other Commitments; excluding students served out-of-district

Educational Program	The State	This District	Number of Students: This District
General Education	\$9,220	\$10,180	4,409
Title I	\$536	\$1,767	445
Special Education	\$16,382	\$16,012	760
Career & Technical Education	\$4,249	\$9,684	48
English Language Learners	\$7,931	\$16,665	12

Data source: RIDE Office of Finance

Sources of Revenue/Funding

