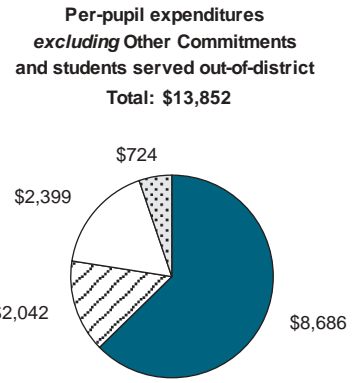
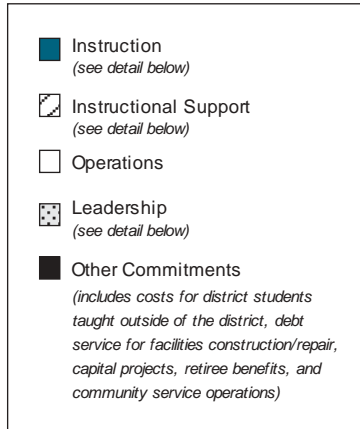
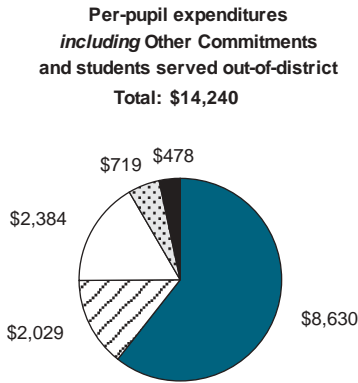


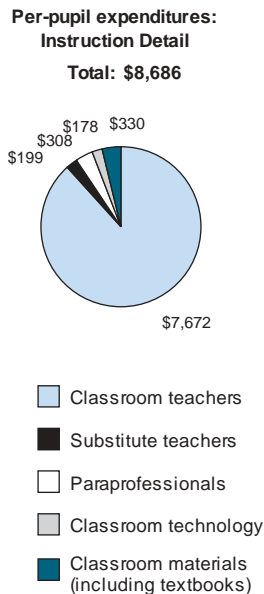
## Total per-pupil expenditures for all programs in this district

Data source: InSite



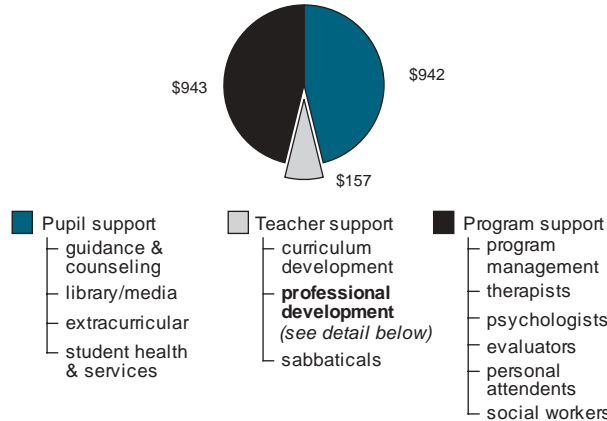
## Details from total per-pupil expenditures for all programs in this district

excluding Other Commitments and students served out-of-district

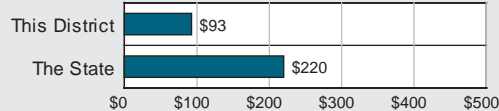


Data source: InSite

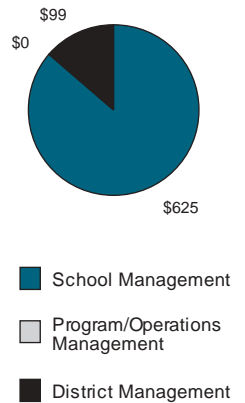
## Per-pupil expenditures: Instructional Support Detail



### Professional Development Detail (includes related substitute costs)



## Per-pupil expenditures: Leadership Detail



## Total per-pupil expenditures by educational program

including Other Commitments; excluding students served out-of-district

Educational Program	The State	This District	Number of Students: This District
General Education	\$9,220	\$11,163	3,081
Title I	\$536	\$126	3,072
Special Education	\$16,382	\$21,678	526
Career & Technical Education	\$4,249	\$9,829	20
English Language Learners	\$7,931	\$0	0

Data source: RIDE Office of Finance

## Sources of Revenue/Funding

