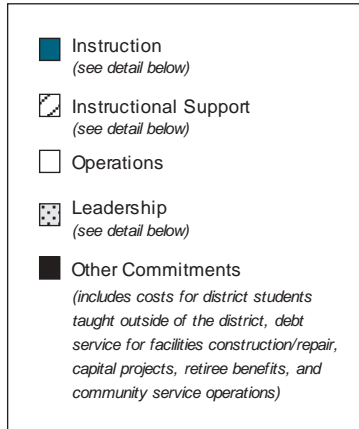
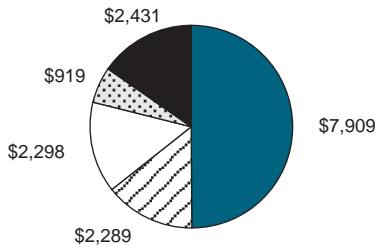


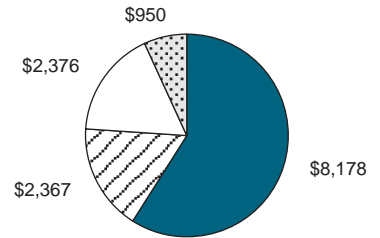
Total per-pupil expenditures for all programs in this district

Data source: InSite

Per-pupil expenditures including Other Commitments and students served out-of-district
Total: \$15,846



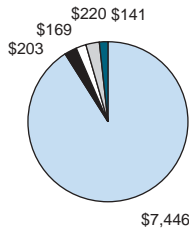
Per-pupil expenditures excluding Other Commitments and students served out-of-district
Total: \$13,871



Details from total per-pupil expenditures for all programs in this district

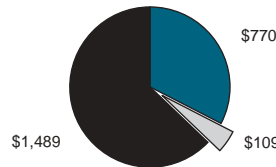
excluding Other Commitments and students served out-of-district

Per-pupil expenditures: Instruction Detail
Total: \$8,178



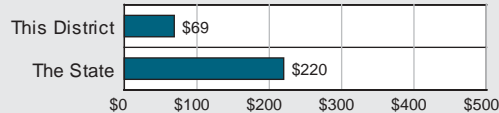
- Classroom teachers
- Substitute teachers
- Paraprofessionals
- Classroom technology
- Classroom materials (including textbooks)

Per-pupil expenditures: Instructional Support Detail
Total: \$2,367

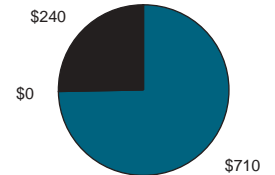


- Pupil support
 - guidance & counseling
 - library/media
 - extracurricular
 - student health & services
- Teacher support
 - curriculum development
 - professional development (see detail below)
 - sabbaticals
- Program support
 - program management
 - therapists
 - psychologists
 - evaluators
 - personal attendants
 - social workers

Professional Development Detail (includes related substitute costs)



Per-pupil expenditures: Leadership Detail
Total: \$950



- School Management
- Program/Operations Management
- District Management

Data source: InSite

Total per-pupil expenditures by educational program

including Other Commitments; excluding students served out-of-district

Educational Program	The State	This District	Number of Students: This District
General Education	\$9,220	\$10,903	3,017
Title I	\$536	\$461	895
Special Education	\$16,382	\$18,989	785
Career & Technical Education	\$4,249	\$2,625	64
English Language Learners	\$7,931	\$9,853	102

Data source: RIDE Office of Finance

Sources of Revenue/Funding

