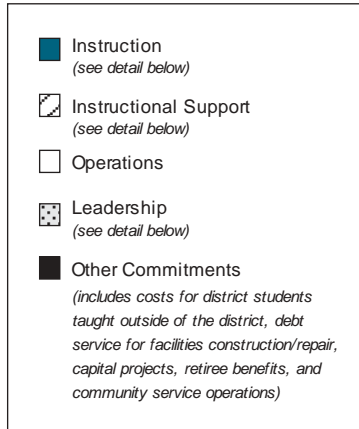
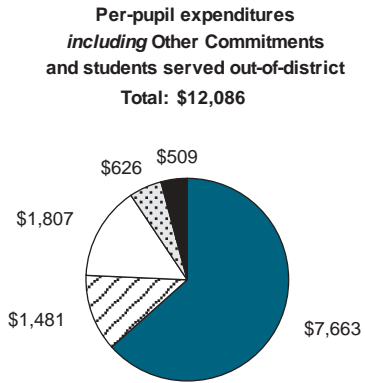
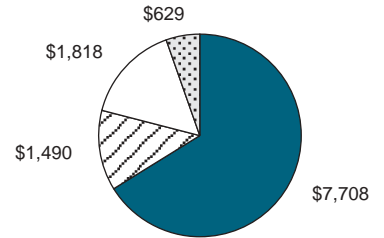


Total per-pupil expenditures for all programs in this district

Data source: InSite

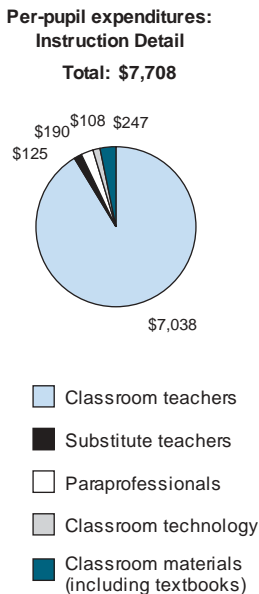


Per-pupil expenditures excluding Other Commitments and students served out-of-district



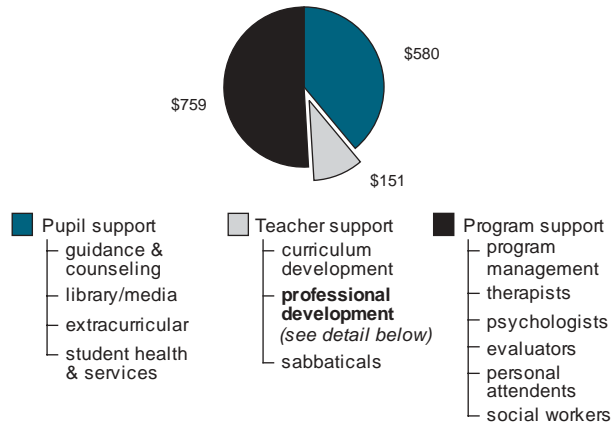
Details from total per-pupil expenditures for all programs in this district

excluding Other Commitments and students served out-of-district

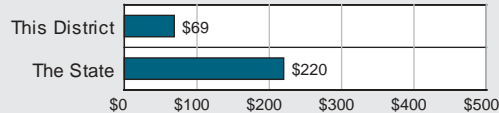


Data source: InSite

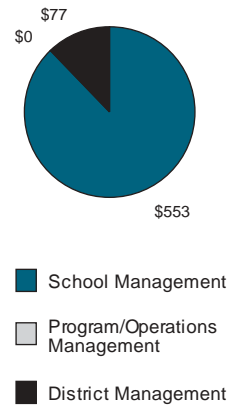
Per-pupil expenditures: Instructional Support Detail



Professional Development Detail (includes related substitute costs)



Per-pupil expenditures: Leadership Detail



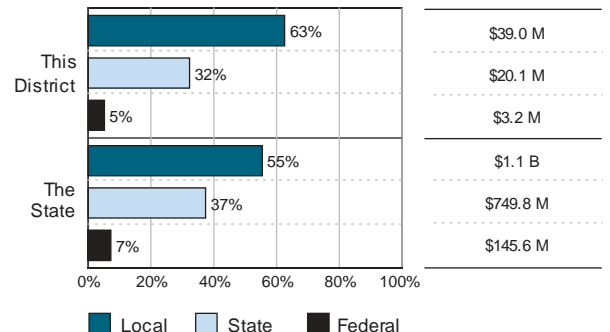
Total per-pupil expenditures by educational program

including Other Commitments; excluding students served out-of-district

Educational Program	The State	This District	Number of Students: This District
General Education	\$9,220	\$9,294	5,417
Title I	\$536	\$230	2,217
Special Education	\$16,382	\$12,354	1,035
Career & Technical Education	\$4,249	\$9,327	12
English Language Learners	\$7,931	\$12,815	130

Data source: RIDE Office of Finance

Sources of Revenue/Funding



Dollar values

\$39.0 M
\$20.1 M
\$3.2 M
\$1.1 B
\$749.8 M
\$145.6 M