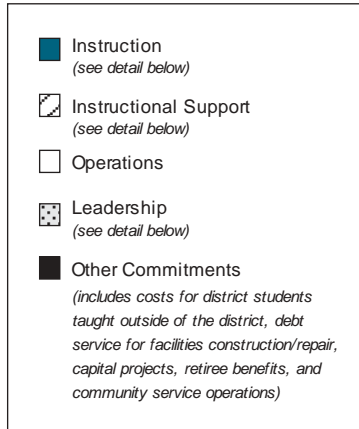
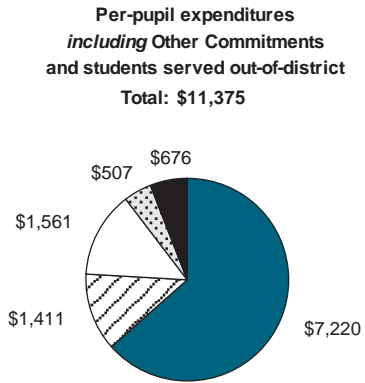
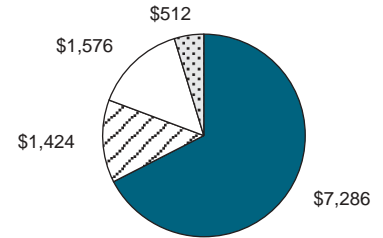


Total per-pupil expenditures for all programs in this district

Data source: InSite

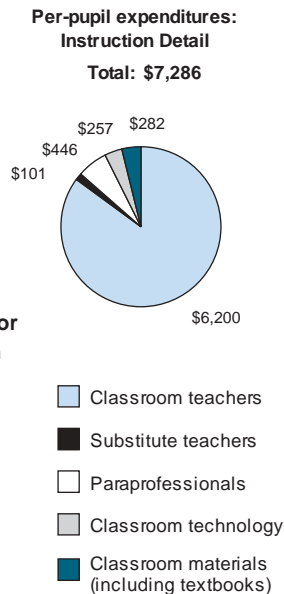


Per-pupil expenditures excluding Other Commitments and students served out-of-district



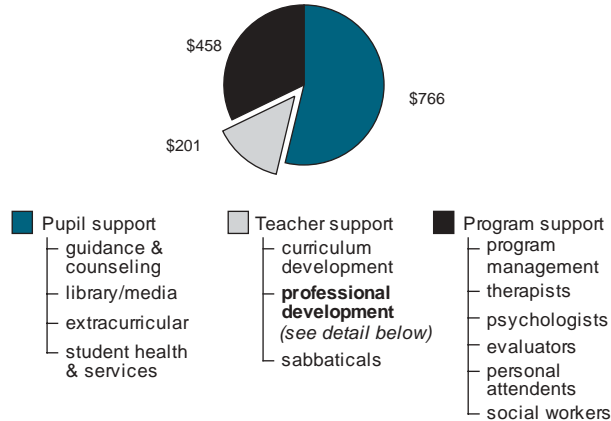
Details from total per-pupil expenditures for all programs in this district

excluding Other Commitments and students served out-of-district

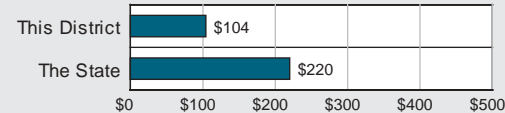


Data source: InSite

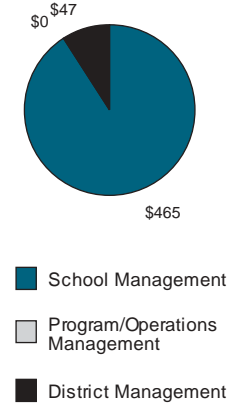
Per-pupil expenditures: Instructional Support Detail



Professional Development Detail (includes related substitute costs)



Per-pupil expenditures: Leadership Detail



Total per-pupil expenditures by educational program

including Other Commitments; excluding students served out-of-district

Educational Program	The State	This District	Number of Students: This District
General Education	\$9,220	\$8,858	3,381
Title I	\$536	\$69	1,402
Special Education	\$16,382	\$15,311	565
Career & Technical Education	\$4,249	\$2,260	19
English Language Learners	\$7,931	\$6,818	5

Data source: RIDE Office of Finance

Sources of Revenue/Funding

