

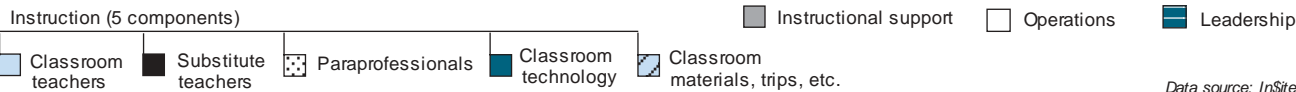
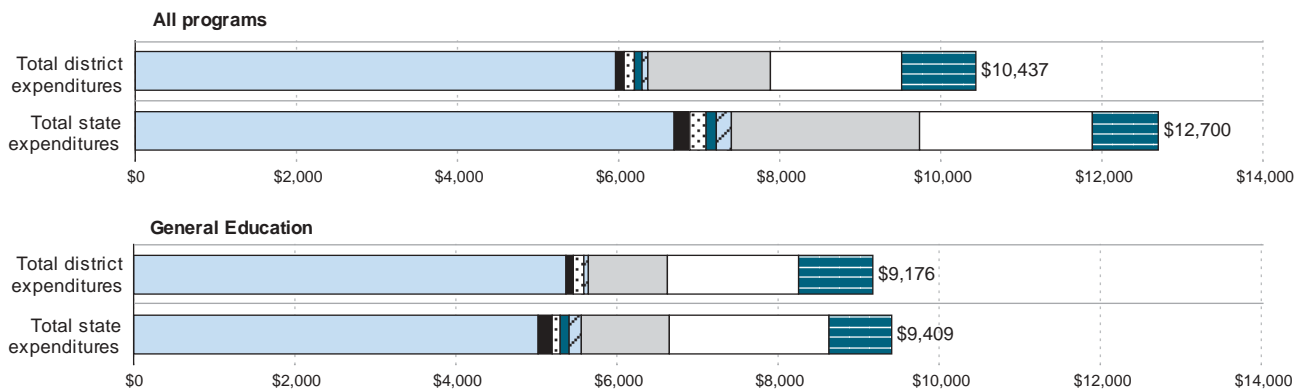


Education Expenditures

The perfect per-pupil expenditure is the one that accomplishes the job reliably and efficiently, but it will always be a work in progress. Education is a labor-intensive enterprise, so personnel costs alone usually account for about 85% of any school's budget. The choices about the mix of faculty expertise and programs affect the school's ability to succeed with its particular school population and its varying levels of challenges.

Please note: Calculations for school expenditures use a student count based on Average Daily Enrollment/Membership (ADM). All per-pupil expenditures are only for students served in the district.

Per-pupil financial information
excluding Other Commitments



Data source: InSite

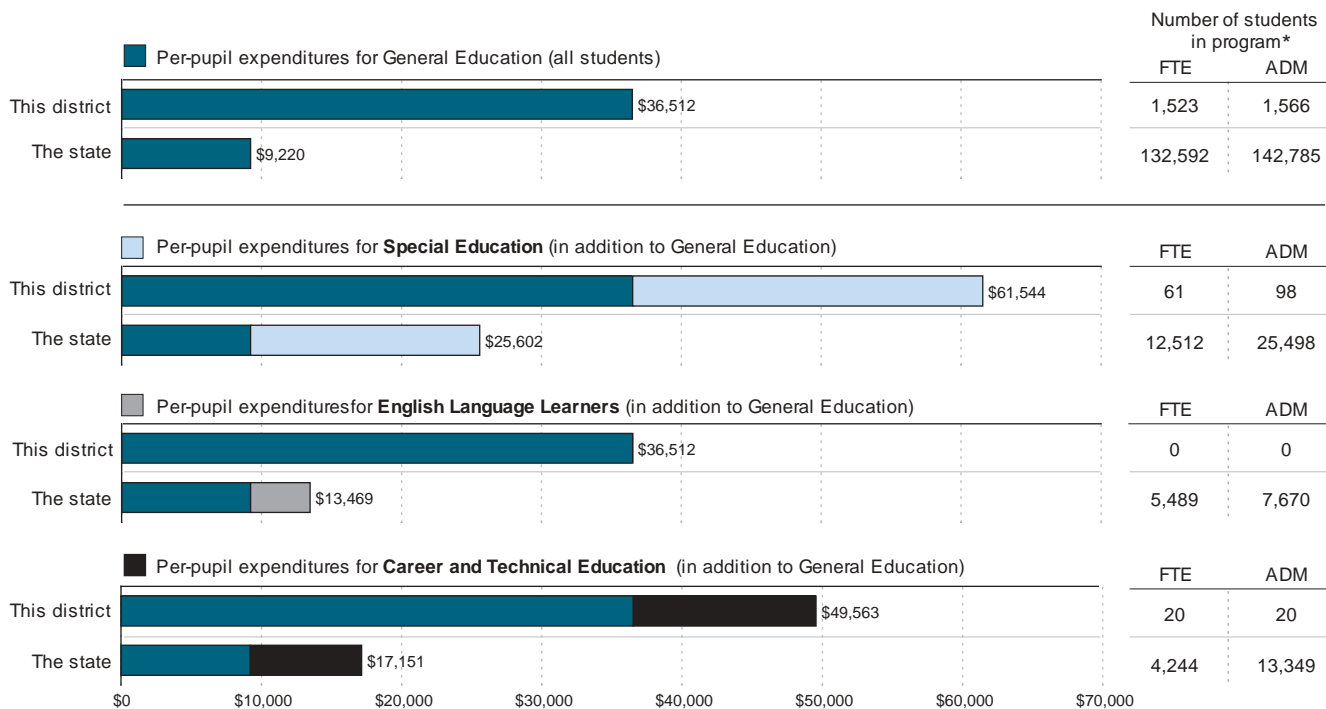
Staffing and expenditure overview

excluding Other Commitments

	Number of teachers	Total number of students	Teacher / student ratio	Total expenditure	Total per pupil expenditure
This district	115	1,566	1:13	\$16,344,342	\$10,437
The state	14,160	142,785	1:10	\$1,813,369,500	\$12,700

Per-pupil expenditures for various student populations

including Other Commitments



* FTE = Full-Time Equivalent; ADM = Average Daily Membership