



William J. Rearick, Superintendent

2123 Students
223 Teachers

Elementary Schools: Assessment Results

Grades 3-5

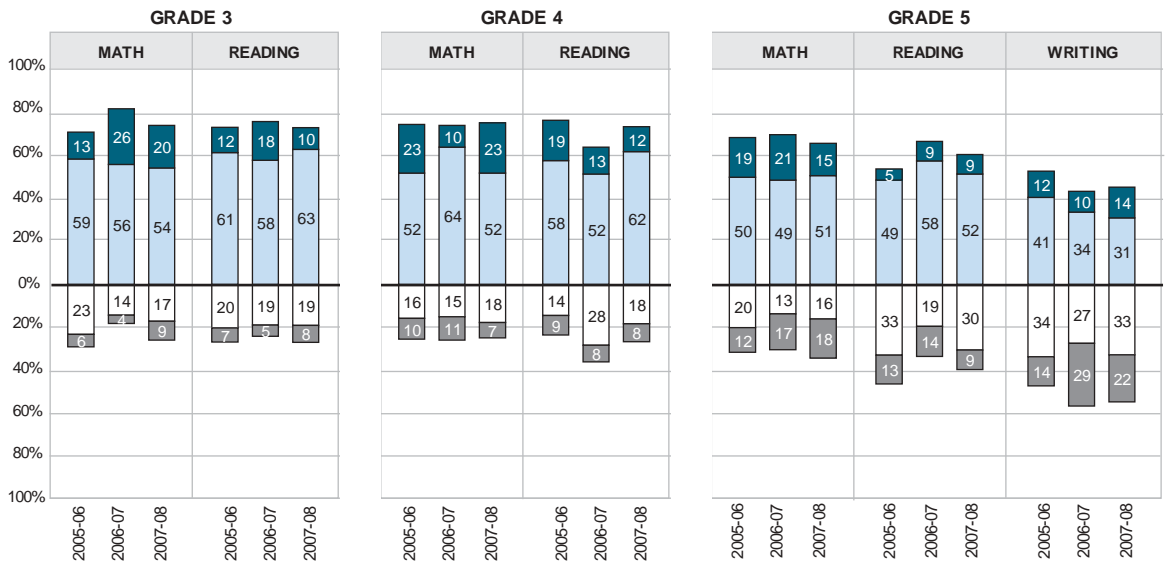
Percent of students reaching proficiency

- Proficient with Distinction
- Proficient

Percent of students not reaching proficiency

- Partially Proficient
- Substantially Below Proficient

Bar graphs may not sum to 100% due to rounding.



Middle Schools: Assessment Results

Grades 6-8

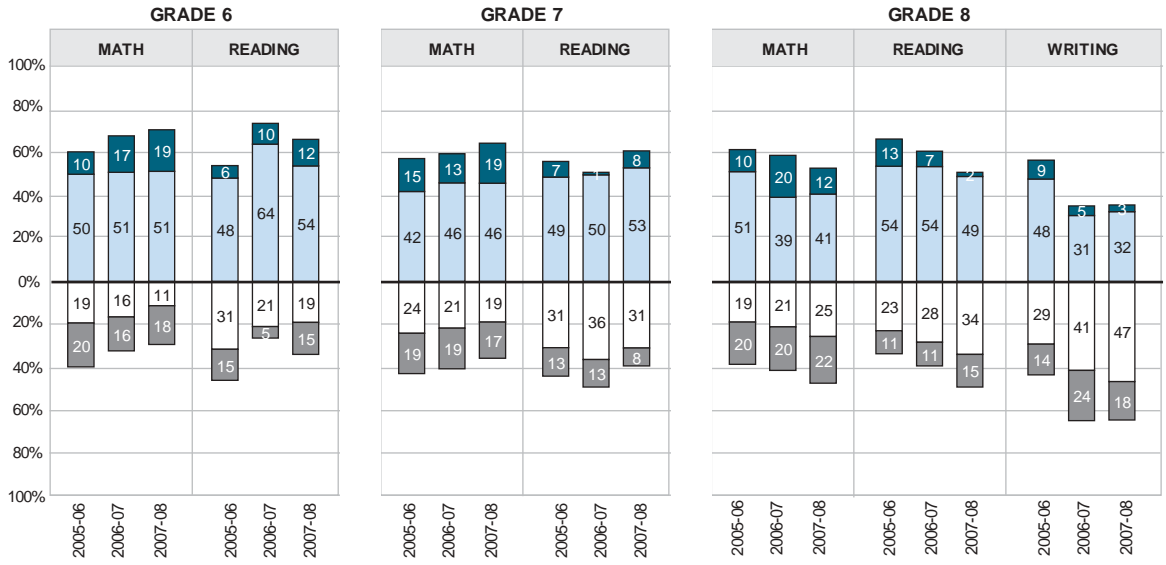
Percent of students reaching proficiency

- Proficient with Distinction
- Proficient

Percent of students not reaching proficiency

- Partially Proficient
- Substantially Below Proficient

Bar graphs may not sum to 100% due to rounding.




High Schools: Assessment Results

2006-07: Grade 11

Percentage of students at each performance level

Total percent proficient in each subtest

This District / The State



Achieved the Standard with Honors

Achieved the Standard

Nearly Achieved the Standard

Below the Standard

Little Evidence of Achievement

No Score

Bar graphs may not sum to 100% due to rounding.

SAT Scores

Mathematics Average	
District	493
State	489
Verbal Average	
District	472
State	483
Writing Average	
District	471
State	478
Percent of seniors taking tests	
District	66
State	59

* Too few responses to report
NA: No test-takers