



Robert A. Hicks, Ed.D., Superintendent

3848 Students
405 Teachers

**Elementary Schools:
Assessment Results**

Grades 3-5

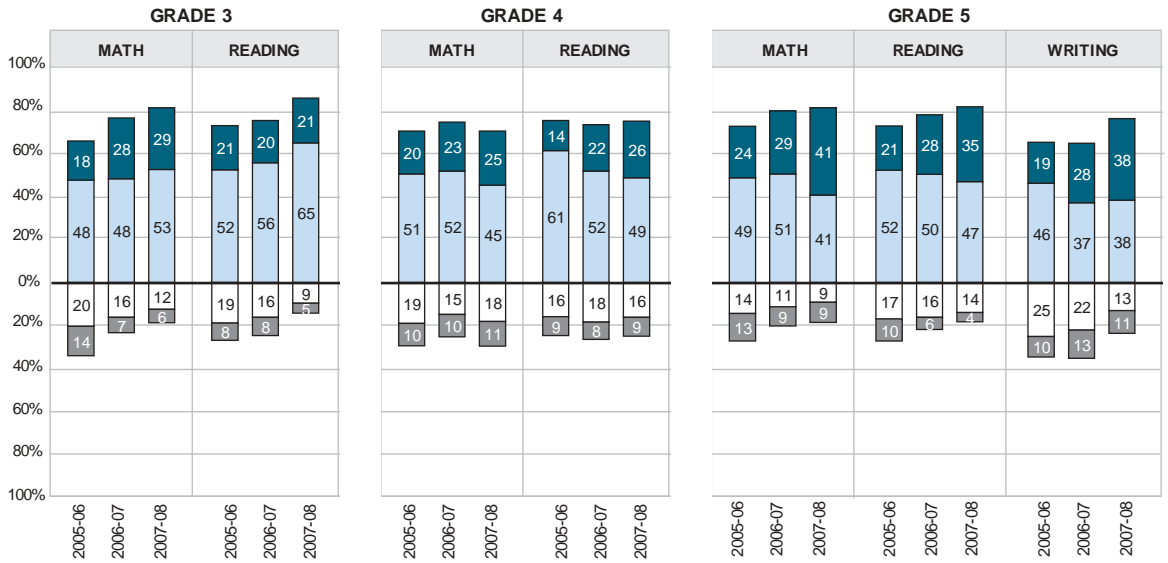
Percent of students reaching proficiency

- Proficient with Distinction
- Proficient

Percent of students not reaching proficiency

- Partially Proficient
- Substantially Below Proficient

Bar graphs may not sum to 100% due to rounding.



**Middle Schools:
Assessment Results**

Grades 6-8

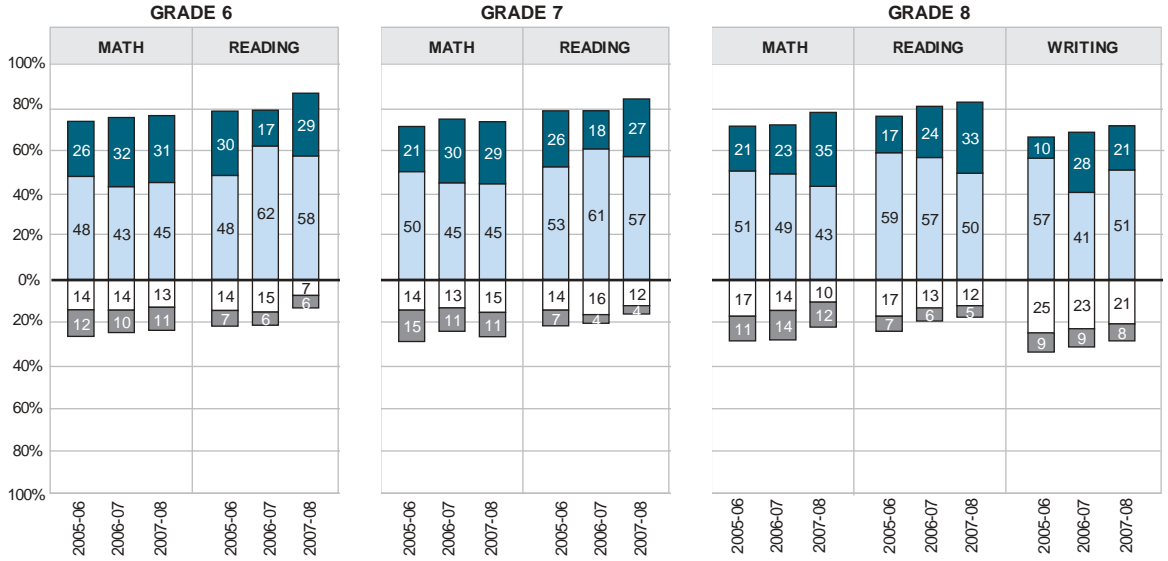
Percent of students reaching proficiency

- Proficient with Distinction
- Proficient

Percent of students not reaching proficiency

- Partially Proficient
- Substantially Below Proficient

Bar graphs may not sum to 100% due to rounding.




**High Schools:
Assessment Results**

2006-07: Grade 11

Percentage of students at each performance level

Total percent proficient in each subtest

This District / The State



Achieved the Standard with Honors

Achieved the Standard

Nearly Achieved the Standard

Below the Standard

Little Evidence of Achievement

No Score

Bar graphs may not sum to 100% due to rounding.

SAT Scores

Mathematics Average	
District	554
State	489
Verbal Average	
District	536
State	483
Writing Average	
District	524
State	478
Percent of seniors taking tests	
District	82
State	59

* Too few responses to report
NA: No test-takers