



Dr. Donnie W. Evans, Superintendent

25190 Students  
1840 Teachers

## Elementary Schools: Assessment Results

Grades 3-5

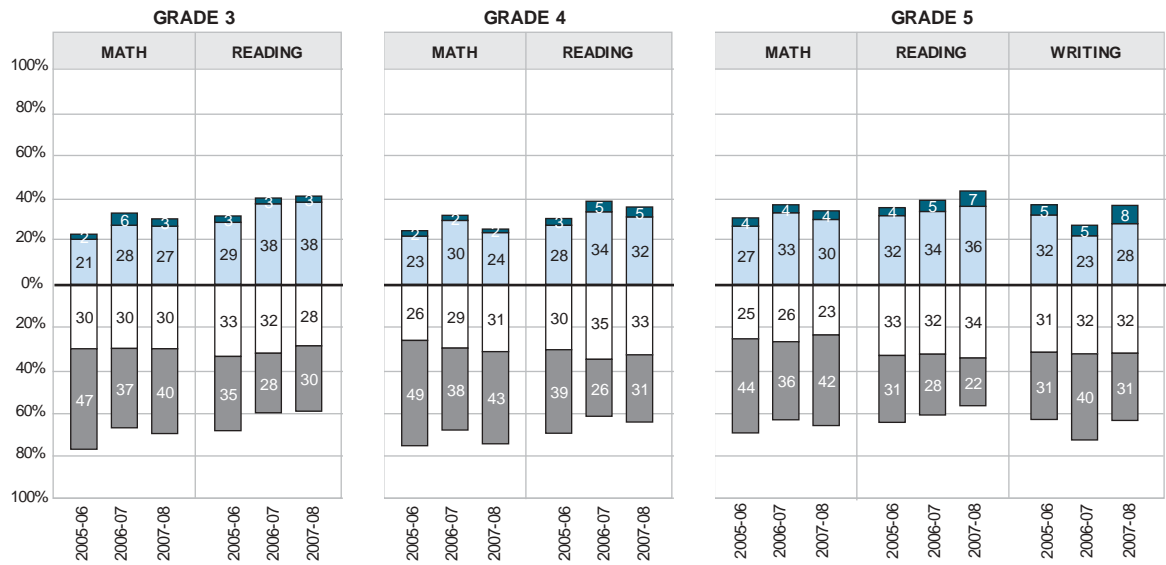
Percent of students reaching proficiency

- Proficient with Distinction
- Proficient

Percent of students not reaching proficiency

- Partially Proficient
- Substantially Below Proficient

Bar graphs may not sum to 100% due to rounding.



## Middle Schools: Assessment Results

Grades 6-8

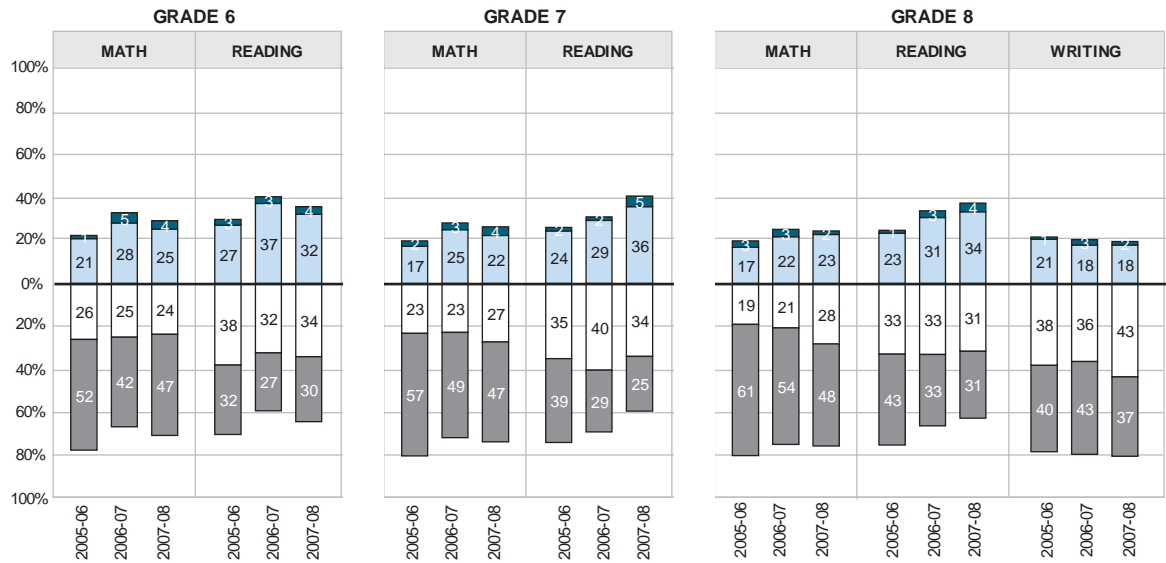
Percent of students reaching proficiency

- Proficient with Distinction
- Proficient

Percent of students not reaching proficiency

- Partially Proficient
- Substantially Below Proficient

Bar graphs may not sum to 100% due to rounding.



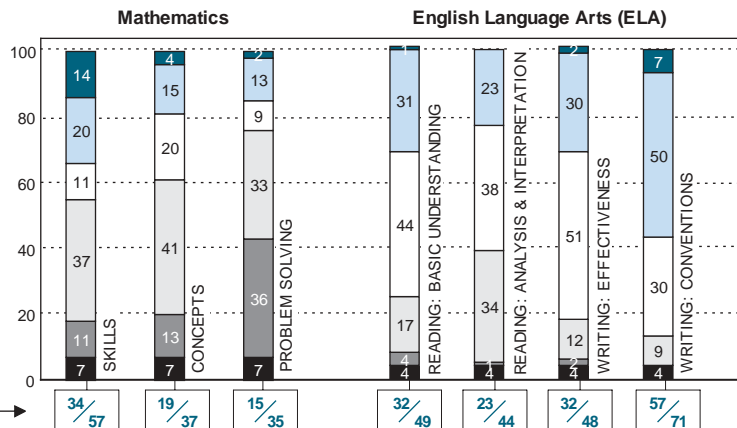
## High Schools: Assessment Results

2006-07: Grade 11

Percentage of students at each performance level

Total percent proficient in each subtest

This District / The State



Achieved the Standard with Honors

Achieved the Standard

Nearly Achieved the Standard

Below the Standard

Little Evidence of Achievement

No Score

Bar graphs may not sum to 100% due to rounding.

## SAT Scores

Mathematics Average	
District	398
State	489
Verbal Average	
District	406
State	483
Writing Average	
District	398
State	478
Percent of seniors taking tests	
District	58
State	59

\* Too few responses to report  
NA: No test-takers