



Priscilla Feir, Superintendent

4536 Students  
430 Teachers

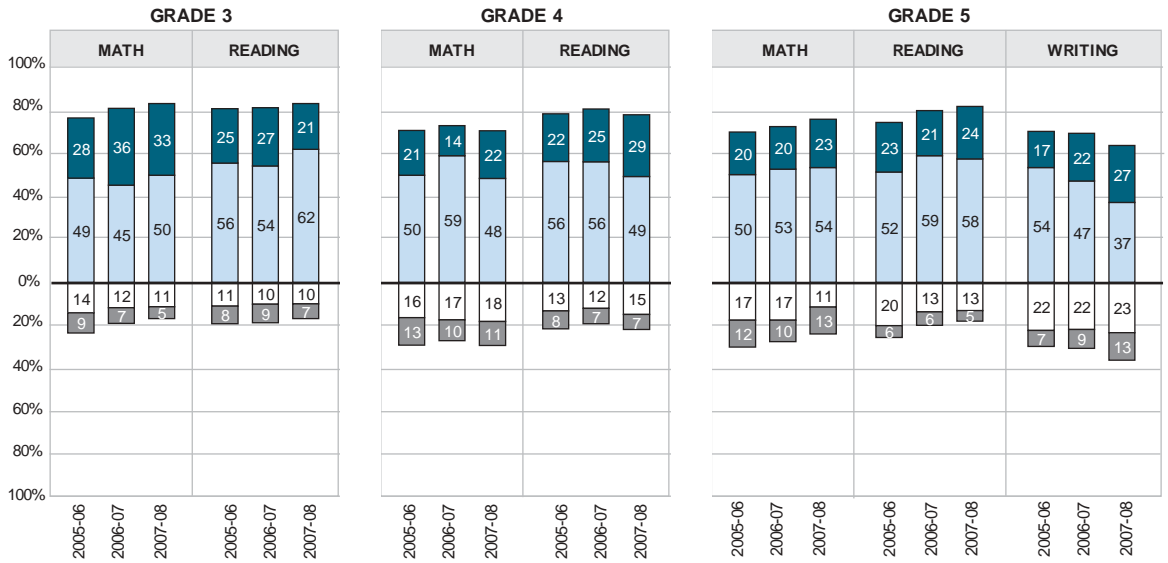
**Elementary Schools:  
Assessment Results**  
Grades 3-5

Percent of students reaching proficiency

- Proficient with Distinction
- Proficient

Percent of students not reaching proficiency

- Partially Proficient
- Substantially Below Proficient



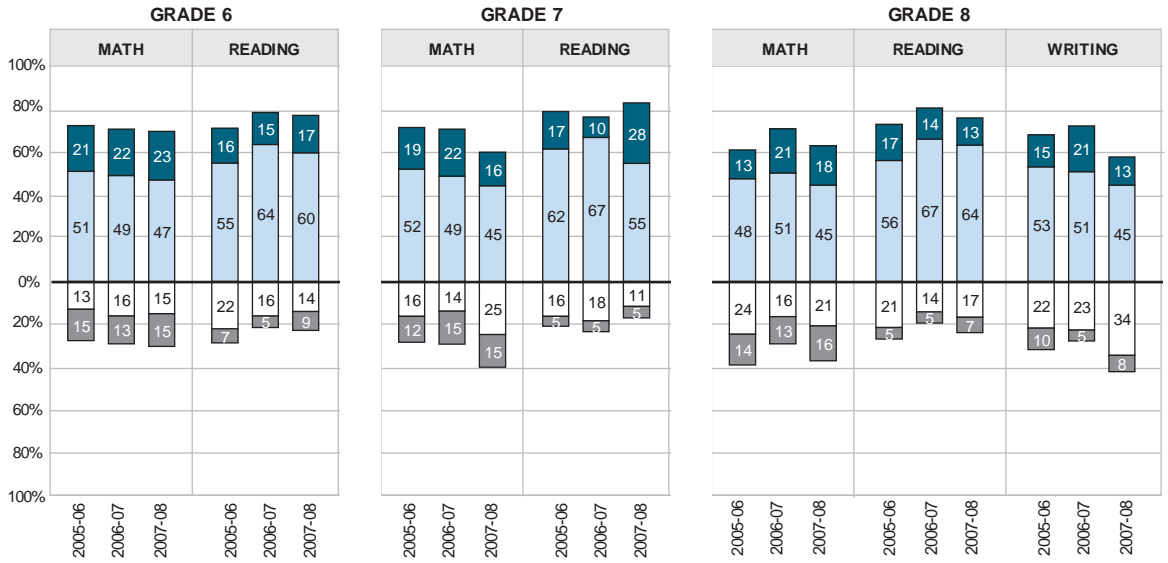
**Middle Schools:  
Assessment Results**  
Grades 6-8

Percent of students reaching proficiency

- Proficient with Distinction
- Proficient

Percent of students not reaching proficiency

- Partially Proficient
- Substantially Below Proficient




**High Schools:  
Assessment Results**  
2006-07: Grade 11

Percentage of students at each performance level

Total percent proficient in each subtest

This District / The State



- Achieved the Standard with Honors
- Achieved the Standard
- Nearly Achieved the Standard
- Below the Standard
- Little Evidence of Achievement
- No Score

Bar graphs may not sum to 100% due to rounding.

**SAT Scores**

Mathematics Average	
District	530
State	489
Verbal Average	
District	530
State	483
Writing Average	
District	525
State	478
Percent of seniors taking tests	
District	75
State	59

\* Too few responses to report  
NA: No test-takers