

Safe and Supportive Schools: Connectedness

Social and Emotional Connectedness of the School Community

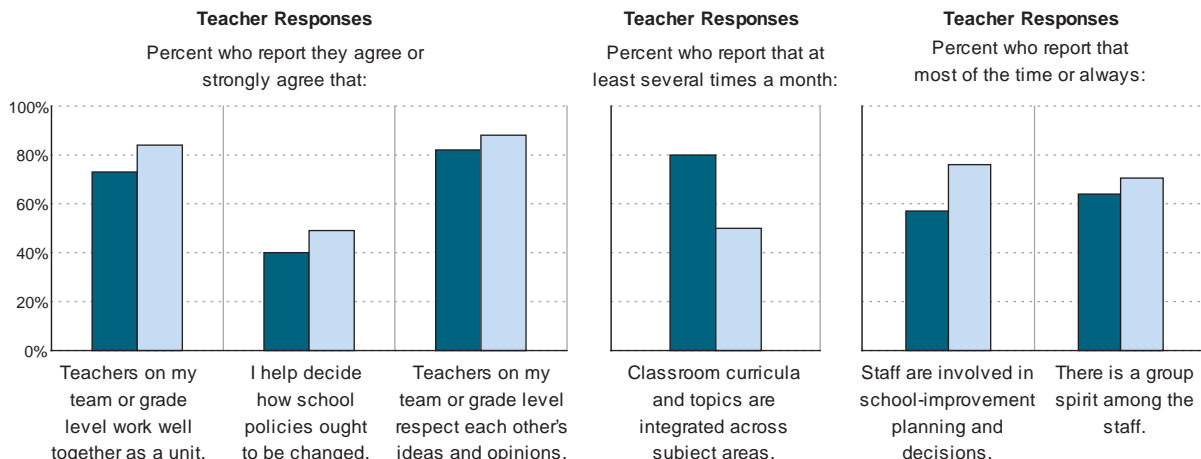
In a school community, both the adults and children can perform at their best only when they communicate well and feel connected to one another. Everyone needs to feel safe, nurtured, and supported - or teaching and learning are compromised. Data on this report comes from the annual [SALT Survey](#).



Connectedness among professional colleagues, teachers, and administrators

This school
■
R.I. elementary schools
■

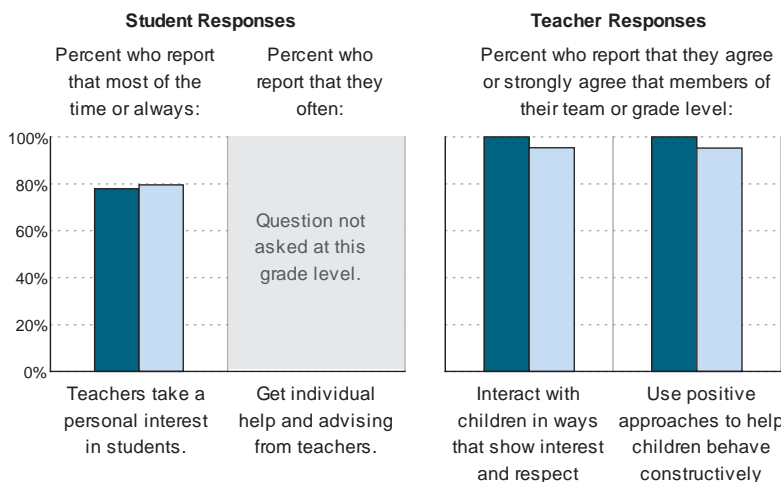
* Too few responses to report
? Inadequate data submitted



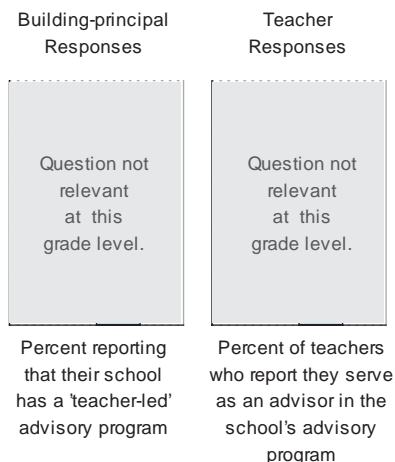
Connectedness between students and teachers

This school
■
R.I. elementary schools
■

* Too few responses to report
? Inadequate data submitted



Advisory Programs



Connectedness throughout the school community as a whole

This school
■
R.I. elementary schools
■

* Too few responses to report
? Inadequate data submitted

