



The New Standards Reference Exams are administered annually in March to students in grade 11. RIDE uses the results of these tests to determine school-performance classifications for high schools and to measure school and district progress. This test was phased out in 2006-07; in 2007-08, high-school students took the NECAP tests, the results of which will be reported in Information Works! 2009.

Grades 9-12
Robert Mitchell, Principal
1241 Students
111 Teachers

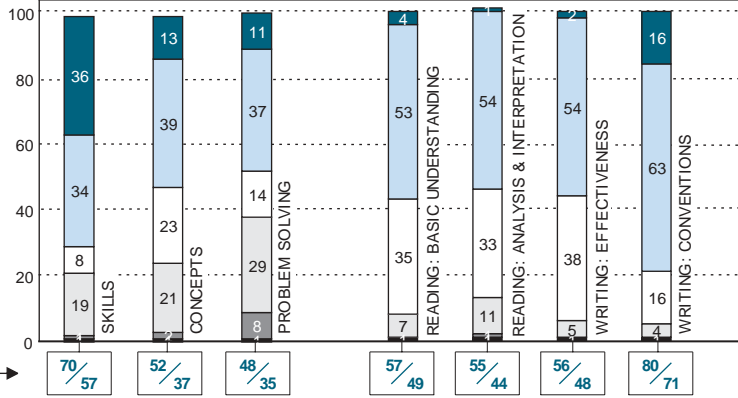
Assessment Results

2006-07: Grade 11

Percentage of students at each performance level

Mathematics

English Language Arts (ELA)



- Achieved the Standard with Honors
- Achieved the Standard
- Nearly Achieved the Standard
- Below the Standard
- Little Evidence of Achievement
- No Score

Bar graphs may not sum to 100% due to rounding.

SAT Scores

Mathematics Average	
School	State
514	489
Verbal Average	
School	State
501	483
Writing Average	
School	State
497	478
Percent of seniors taking tests	
School	State
57	59

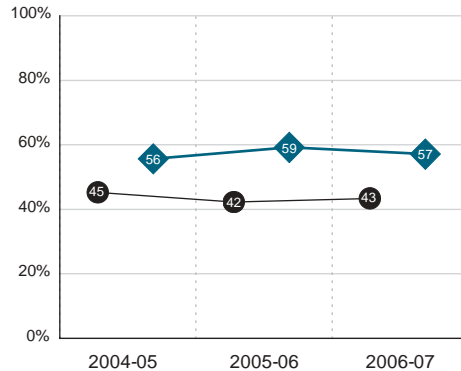
* Too few responses to report
NA: No test-takers

Performance Progress

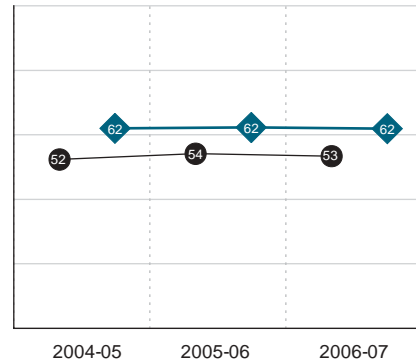
Grade 11

- ◆ This school
- R.I. high schools

Mathematics: Percent Proficient



English Language Arts: Percent Proficient



Proficiency by Student Characteristics

Characteristics

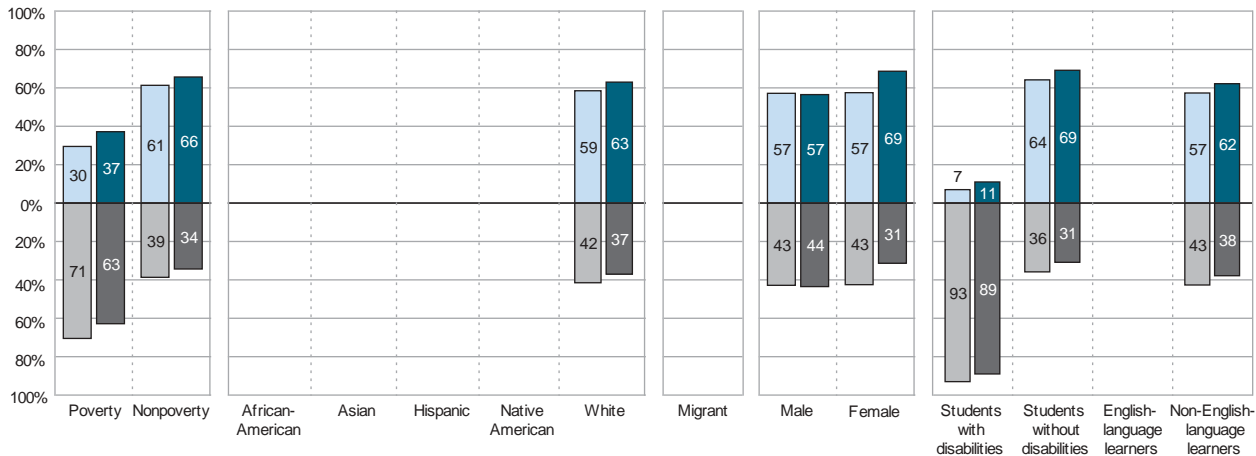
2006-07: Grade 11

Percent of students reaching proficiency

- Math
- ELA

Percent of students not reaching proficiency

- Math
- ELA



Missing data indicates fewer than 10 students tested.