

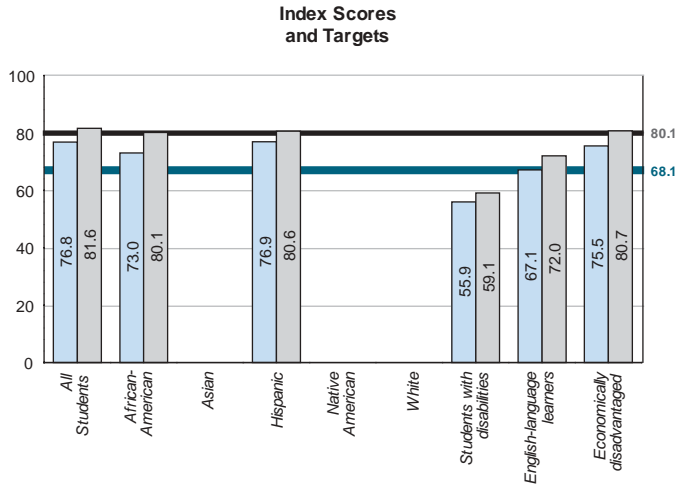


The R.I. Department of Elementary and Secondary Education (RIDE) determines school-performance classifications based on test scores, participation rates on tests, and attendance rates. To do so, RIDE uses an index score that combines the results of several tests. For a detailed explanation, see the [Accountability Brochure](#).

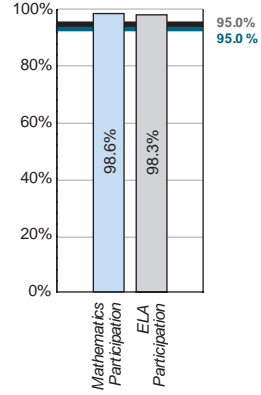
Grades KG-5
Ann Lynch, Principal
525 Students
48 Teachers

School Classification Indicators and Targets

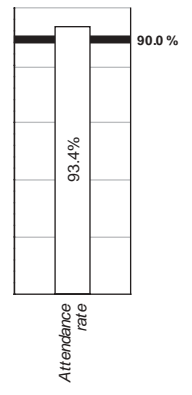
- Mathematics**
- 2007 state target
- This school's index score
- English Language Arts**
- 2007 state target
- This school's index score



Participation Rates and Targets



Attendance Rate and Target



Shaded bars indicate that this school has missed the target.

Missing data indicates fewer than 45 students in that group.

The federal No Child Left Behind Act mandates that schools meet targets for the school as a whole and for eight groups of students within the school. Schools that miss targets have not made "Adequate Yearly Progress."

Schools get credit for meeting a target if they made significant progress toward that target.

- 2007 state Mathematics target
- 2007 state ELA target

- 2007 state attendance target

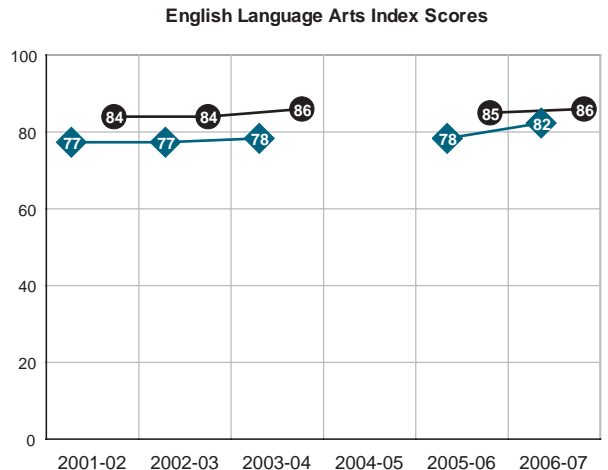
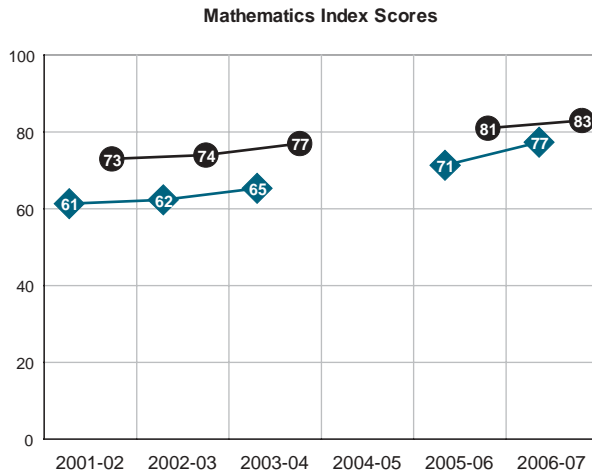
School Performance

Classification
This school is moderately performing.

Targets evaluated	Targets met
25	25

Performance Progress

- This school
- R.I. elementary schools



Tests were not administered at these grade levels during 2004-05; new tests were introduced in 2005-06.