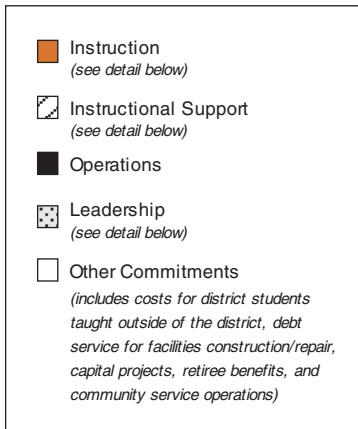
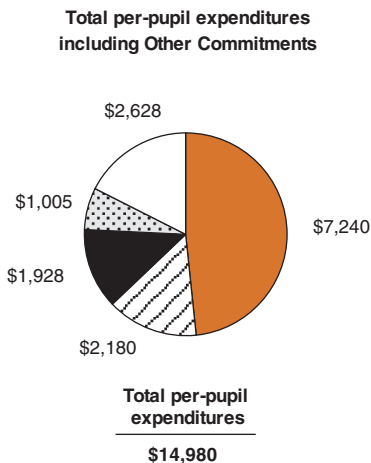


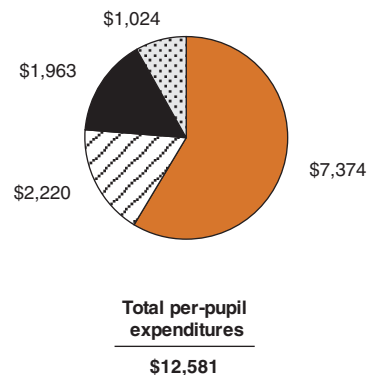


**Total per-pupil expenditures for all programs in this district**

Data source: InSite

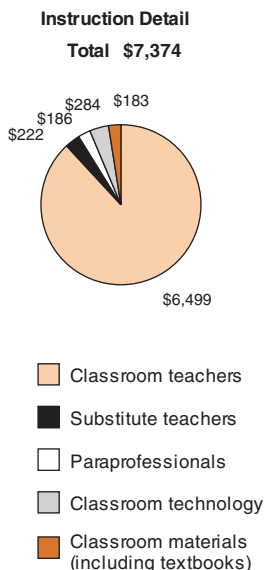


**Total per-pupil expenditures excluding Other Commitments and out-of-district students**

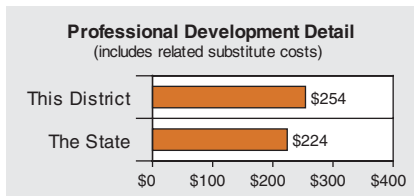
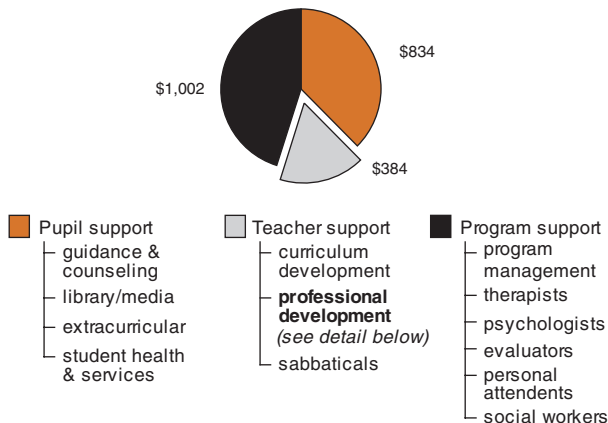


**Details from total per-pupil expenditures for all programs in this district**

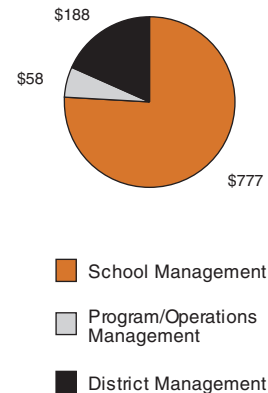
Data source: InSite



**Instructional Support Detail Total \$2,220**



**Leadership Detail Total \$1,024**

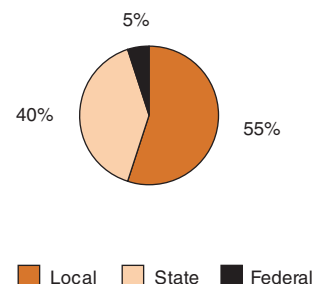


**Total expenditures by educational program**

| Educational Program         | The State | This District | Number of Students: This District |
|-----------------------------|-----------|---------------|-----------------------------------|
| General Education           | \$9,549   | \$11,789      | 3,439                             |
| Limited English Proficiency | \$4,254   | \$5,592       | 129                               |
| Special Education           | \$16,419  | \$21,901      | 461                               |
| Vocational Education        | \$1,823   | \$11,258      | 24                                |
| Title I                     | \$340     | \$197         | 3,439                             |

Data source: InSite

**Sources of Revenue (excludes food service and debt service)**



Data source: Form 31