



Kenneth R. DiPietro, Superintendent

5854 Students
462 Teachers

Elementary Schools: Assessment Results

2005-06 & 2006-07: Grades 3-5

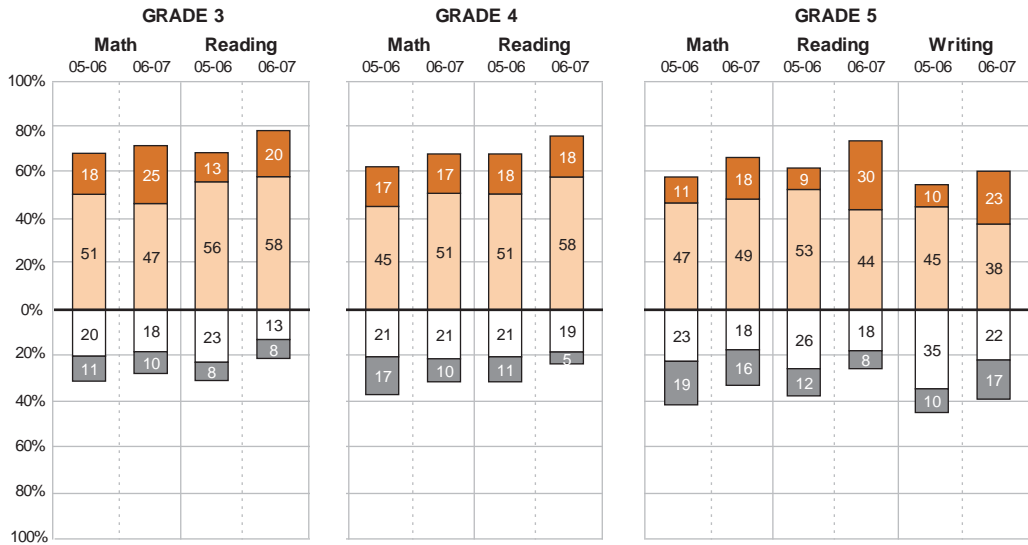
Percent of students **reaching** proficiency

- Proficient with Distinction
- Proficient

Percent of students **not reaching** proficiency

- Partially Proficient
- Substantially Below Proficient

Bar graphs may not sum to 100% due to rounding.



Middle Schools: Assessment Results

2005-06 & 2006-07: Grades 6-8

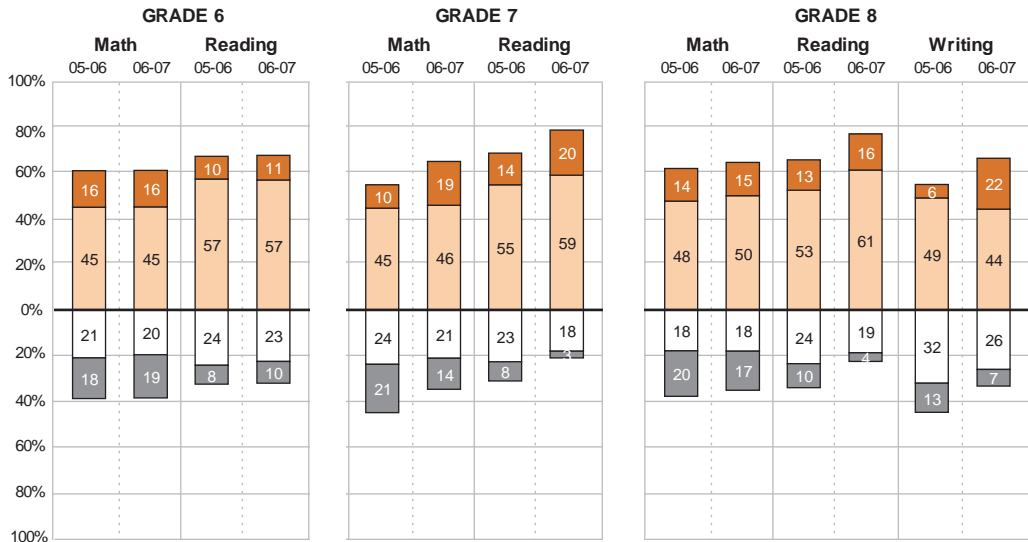
Percent of students **reaching** proficiency

- Proficient with Distinction
- Proficient

Percent of students **not reaching** proficiency

- Partially Proficient
- Substantially Below Proficient

Bar graphs may not sum to 100% due to rounding.




High Schools: Assessment Results

2005-06: Grade 11

Percentage of students at each performance level

Total percent proficient in each subtest

This District / The State



- Achieved the Standard with Honors
- Achieved the Standard
- Nearly Achieved the Standard
- Below the Standard
- Little Evidence of Achievement
- No Score

Bar graphs may not sum to 100% due to rounding.

SAT Scores

| Mathematics Average | |
|---------------------------------|-----|
| District | 493 |
| State | 494 |
| Verbal Average | |
| District | 485 |
| State | 484 |
| Percent of seniors taking tests | |
| District | 53 |
| State | 57 |

* Too few responses to report
NA: No test-takers