



The New England Common Assessment Program (NECAP) tests are administered annually in October to students in grades 3 through 8. RIDE uses the results of these tests to determine school-performance classifications and to measure school and district progress. Please note that this is the only report in Information Works! 2007 that uses data from the 2006-07 school year.

Grades KG-5  
Sonya Whipp, Principal  
291 Students  
31 Teachers

## Assessment Results 2005-06 & 2006-07

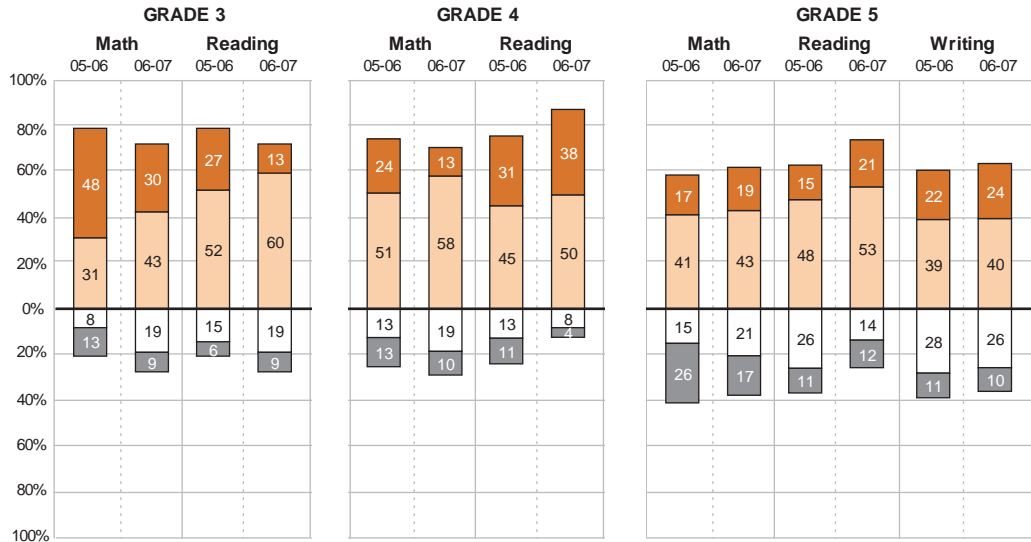
Percent of students reaching proficiency

- Proficient with Distinction
- Proficient

---

Percent of students not reaching proficiency

- Partially Proficient
- Substantially Below Proficient

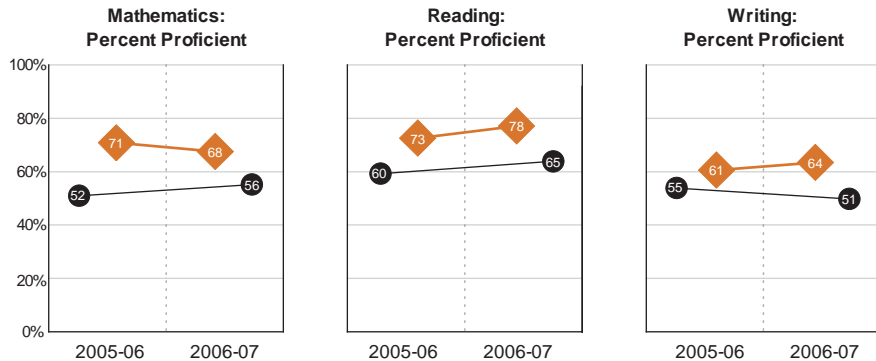


Missing data indicates fewer than 10 students tested. Bar graphs may not sum to 100% due to rounding.

## Performance Progress

All tested grades

- This school
- R.I. elementary schools



## Proficiency by Student Characteristics

2006-07: Grade 5

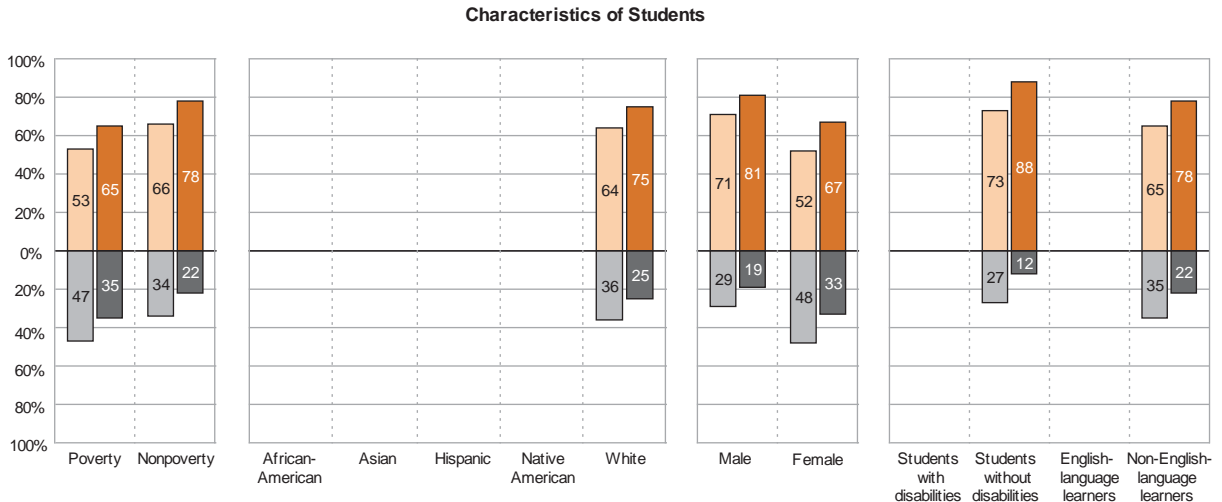
Percent of students reaching proficiency

- Math
- Reading

---

Percent of students not reaching proficiency

- Math
- Reading



Missing data indicates fewer than 10 students tested.