



The R.I. Department of Elementary and Secondary Education (RIDE) determines school-performance classifications based on test scores, participation rates on tests, and attendance rates. To do so, RIDE uses an index score that combines the results of several tests. For a detailed explanation, see the [Accountability Brochure](#).

Grades 5-8
Carol Blanchette, Principal
1070 Students
90 Teachers

School Classification Indicators and Targets

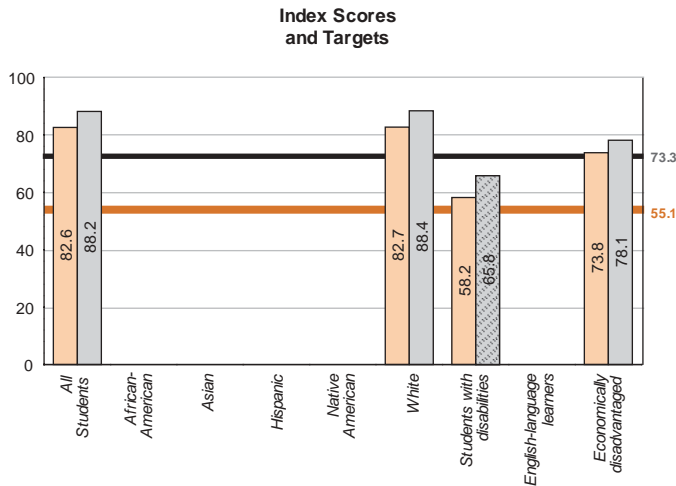
Mathematics

- 2006 state target
- This school's index score

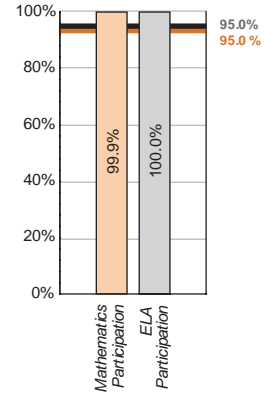
English Language Arts

- 2006 state target
- This school's index score

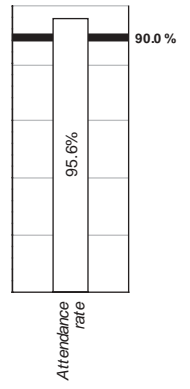
Shaded bars indicate that this school has missed the target.



Participation Rates and Targets



Attendance Rate and Target



- 2006 state Mathematics target
- 2006 state ELA target

- 2006 state attendance target

The federal No Child Left Behind Act mandates that schools meet targets for the school as a whole and for eight groups of students within the school. Schools that miss targets have not made "Adequate Yearly Progress."

Schools get credit for meeting a target if they made significant progress toward that target.

Missing data indicates fewer than 45 students in that group.

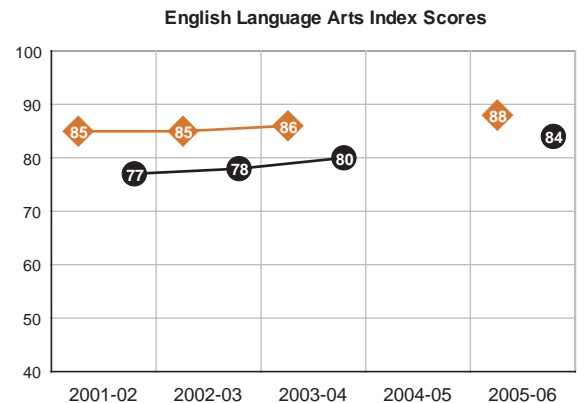
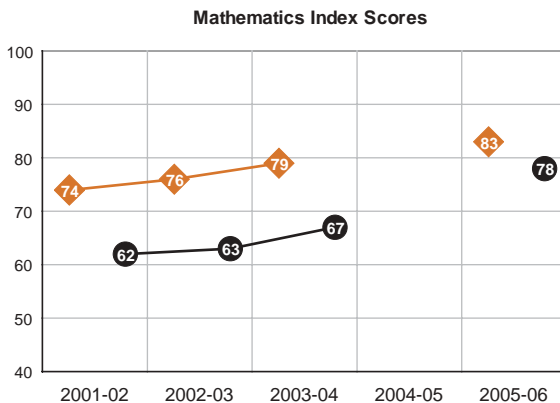
School Performance

| Classification |
|--|
| This school is high performing with caution. |

| Targets evaluated | Targets met |
|-------------------|-------------|
| 17 | 16 |

Performance Progress

- This school
- R.I. middle schools



Tests were not administered at these grade levels during 2004-05; new tests were introduced in 2005-06.