

Health Risks, Behavior, and Practices

The indicators below, drawn from the [SALT Survey](#), provide a sense of the extent to which students in this school have begun to experiment with behavior that risks or compromises their physical or mental health. If persistent or habitual, such behaviors can interfere with or even damage a student's education, health, or both.

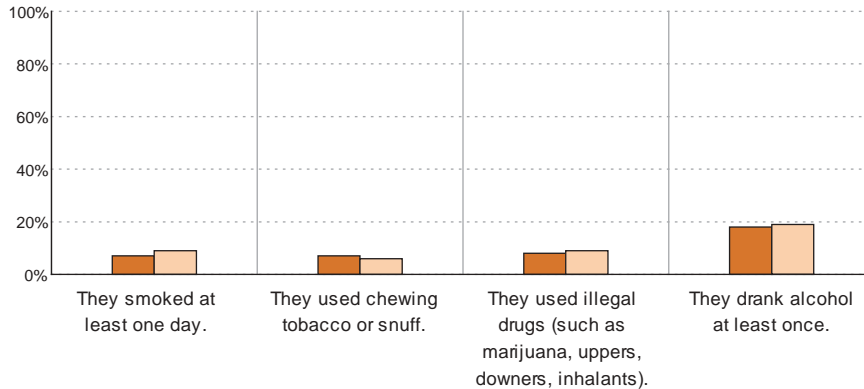


Student risk behaviors and attitudes

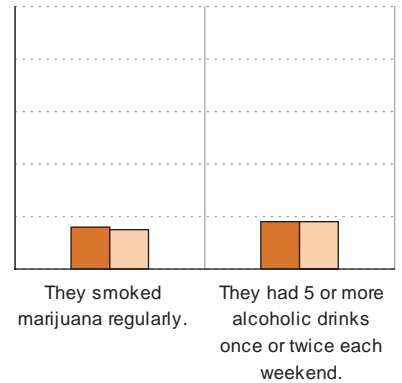
This school
R.I. middle schools

* Too few responses to report
? Inadequate data submitted

Percent of students who say that within the last 30 days:



Percent who say their close friends would approve or not care if:

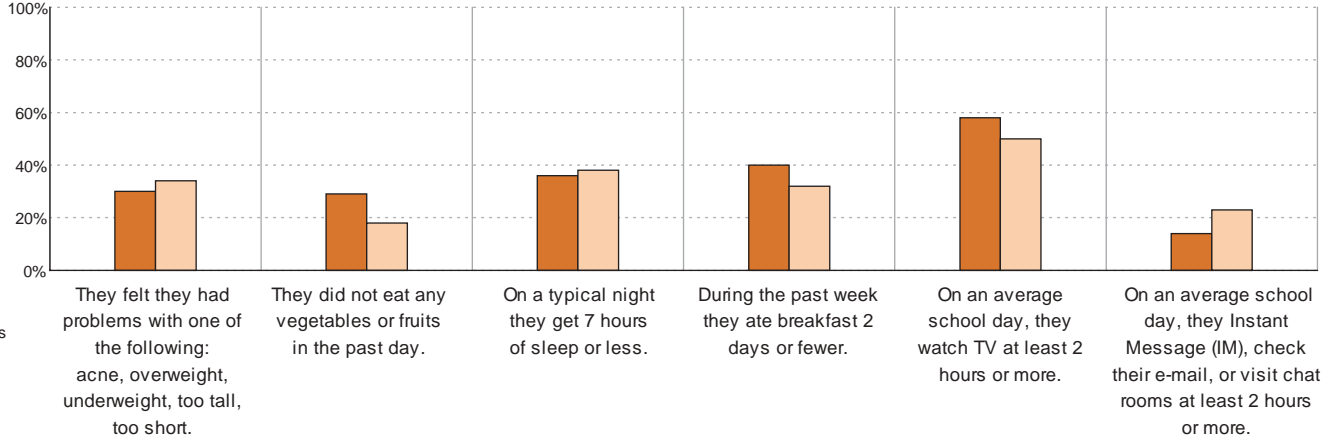


Student health practices

This school
R.I. middle schools

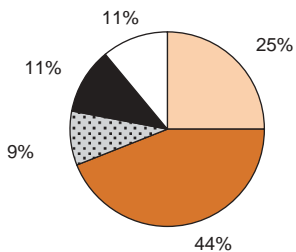
* Too few responses to report
? Inadequate data submitted

Percent of students who say that:



Students' primary care

Where students say they usually see their regular doctor or nurse when they are sick:

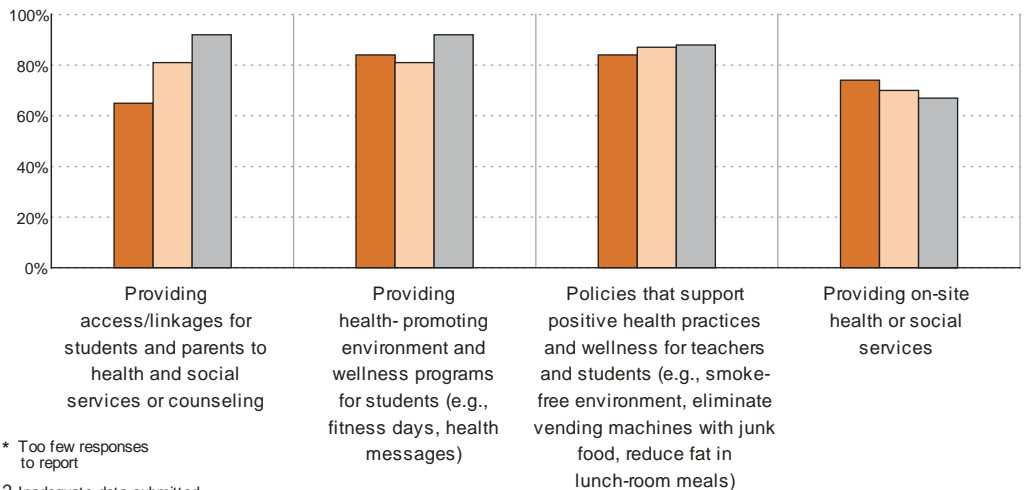


Community health clinic
Doctor's office
Emergency room/Hospital
Other health-care facility
I have no regular doctor or nurse.

Teacher and principal attitudes

Percent who agree or strongly agree that the following practices are essential to effective education:

Teachers at this school
Middle-school teachers statewide
Middle-school principals statewide



* Too few responses to report
? Inadequate data submitted