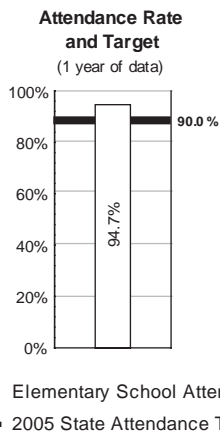
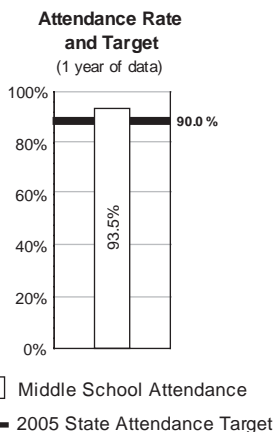


School Classification Indicators: Elementary Schools



Assessment indicators were not calculated because state assessments were not administered at this school level in the 2004-05 school year.

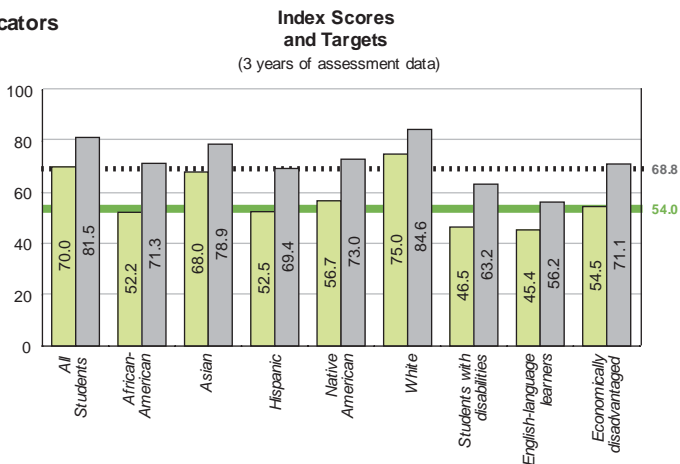
School Classification Indicators: Middle Schools



Assessment indicators were not calculated because state assessments were not administered at this school level in the 2004-05 school year.

School Classification Indicators and 21 Targets: High Schools

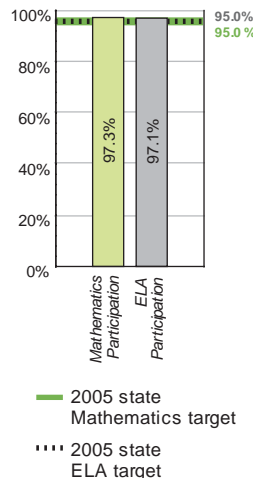
- Mathematics
 - This state's index score
 - 2005 state target
- English Language Arts
 - This state's index score
 - 2005 state target



Index scores range from 0 to 100. They are based on the performance levels of all students in both English language arts and mathematics, for all subtests, over three years. For further detail, see the 2005 School Report Cards at www.ride.ri.gov.

Participation Rates and Targets

(3 years of assessment data)



Graduation Rate and Target

(2005 rate)

