

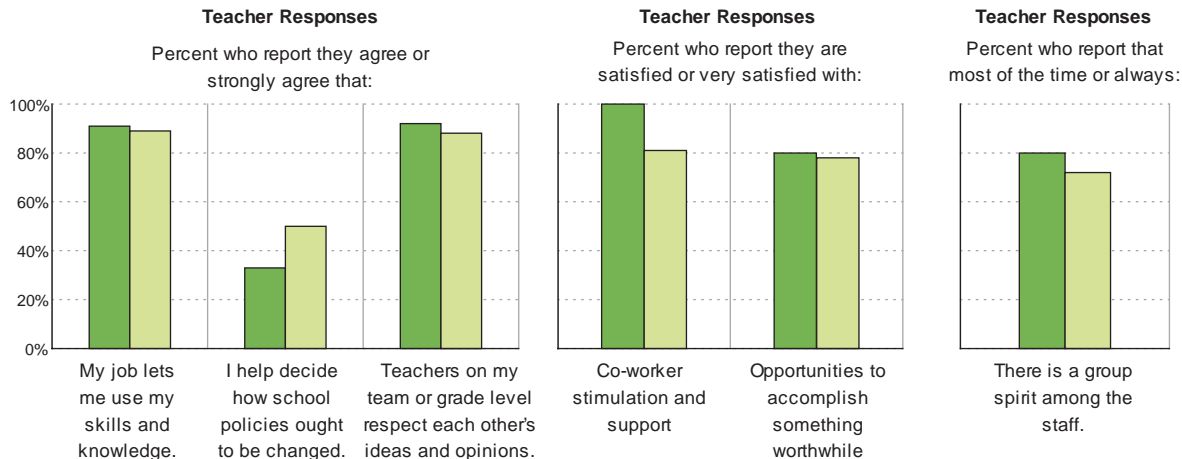
**Social and Emotional Connectedness of the School Community**

In a school community, both the adults and children can perform at their best only when they communicate well and feel connected to one another. Everyone needs to feel safe, nurtured, and supported - or teaching and learning are compromised. (Only students in 4th grade and above take the SALT survey.)

**Connectedness among professional colleagues, teachers, and administrators**

This school  
■  
R.I. elementary schools  
■

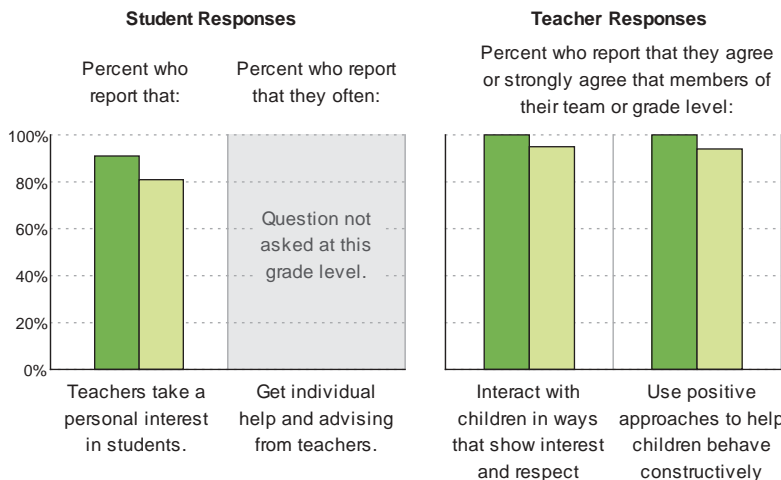
\* Too few responses to report  
? Inadequate data submitted



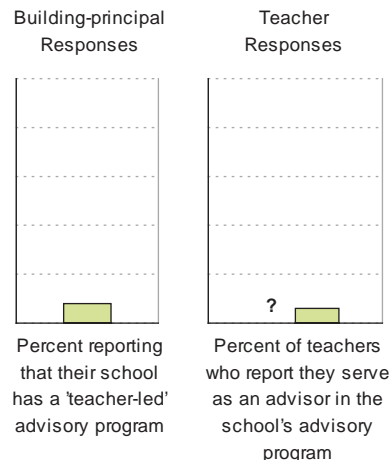
**Connectedness between students and teachers**

This school  
■  
R.I. elementary schools  
■

\* Too few responses to report  
? Inadequate data submitted



**Advisory Programs**



**Connectedness throughout the school community as a whole**

This school  
■  
R.I. elementary schools  
■

\* Too few responses to report  
? Inadequate data submitted

