

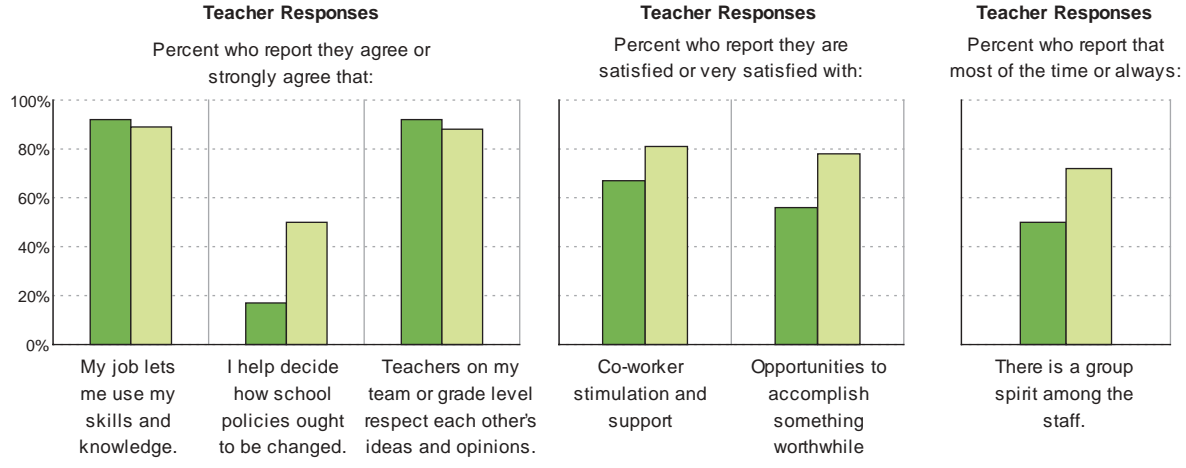
Social and Emotional Connectedness of the School Community

In a school community, both the adults and children can perform at their best only when they communicate well and feel connected to one another. Everyone needs to feel safe, nurtured, and supported - or teaching and learning are compromised. (Only students in 4th grade and above take the SALT survey.)

Connectedness among professional colleagues, teachers, and administrators

This school
■
R.I. elementary schools
■

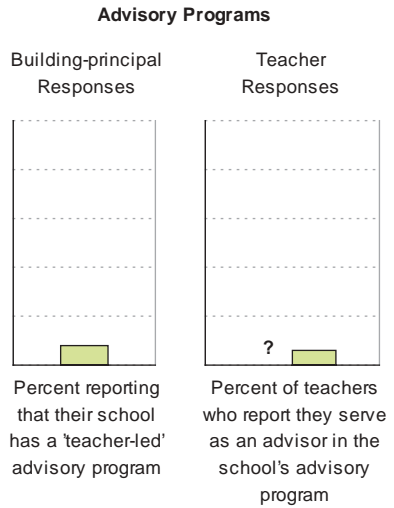
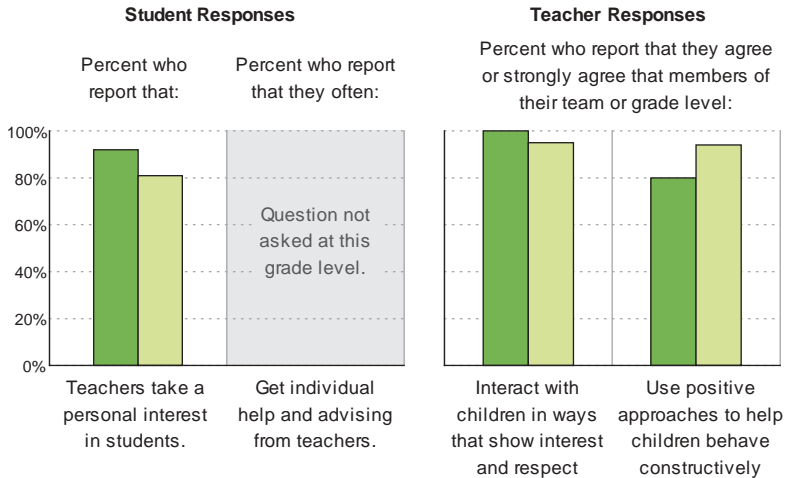
* Too few responses to report
? Inadequate data submitted



Connectedness between students and teachers

This school
■
R.I. elementary schools
■

* Too few responses to report
? Inadequate data submitted



Connectedness throughout the school community as a whole

This school
■
R.I. elementary schools
■

* Too few responses to report
? Inadequate data submitted

