

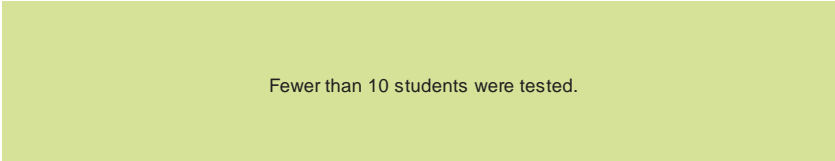
Assessment and Accountability

Each of our schools is expected to meet annual targets in mathematics, reading, and writing - both for the school as a whole and for various groups of students within the school. We measure school performance through annual state assessments.

Grades 5-12
 Carolyn Garlick, Director
 51 Students
 12 Teachers

2005 Assessment Results
 GRADE 11

Percentage of students at each performance level

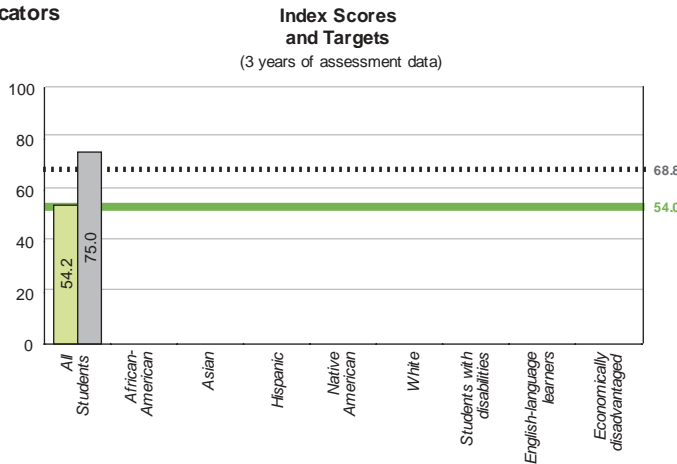


School Classification Indicators and 21 Targets

GRADE 11

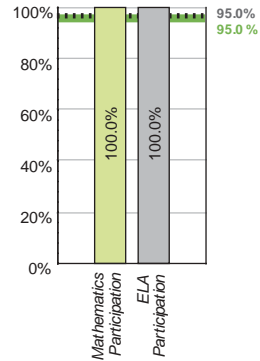
- Mathematics**
- This school's index score
 - 2005 state target
- English Language Arts**
- This school's index score
 - 2005 state target

Missing data indicates fewer than 45 students in that group over three years.



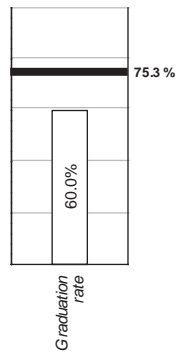
Index scores range from 0 to 100. They are based on the performance levels of all students in both English language arts and mathematics, for all subtests, over three years. For further detail, see the 2005 School Report Cards at www.ride.ri.gov.

Participation Rates and Targets
(3 years of assessment data)



- 2005 state Mathematics target
- 2005 state ELA target

Graduation Rate and Target
(2005 rate)



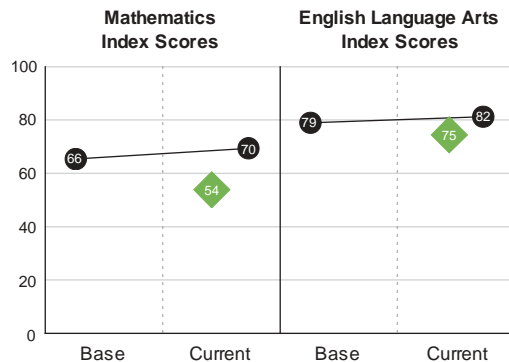
- 2005 state graduation target

Performance Progress
 GRADE 11

Student achievement over the past four years

- This school
- The state

Base:
 School years 2001-02 to 2003-04
Current:
 School years 2002-03 to 2004-05



Classification

This school is moderately performing and sustaining.