

## Assessment and Accountability

Each of our schools is expected to meet annual targets in mathematics, reading, and writing - both for the school as a whole and for various groups of students within the school. We measure school performance through annual state assessments.

Grades 9-12  
Margaret Vendituoli Ferreira, Principal  
1202 Students  
116 Teachers

### 2005 Assessment Results GRADE 11

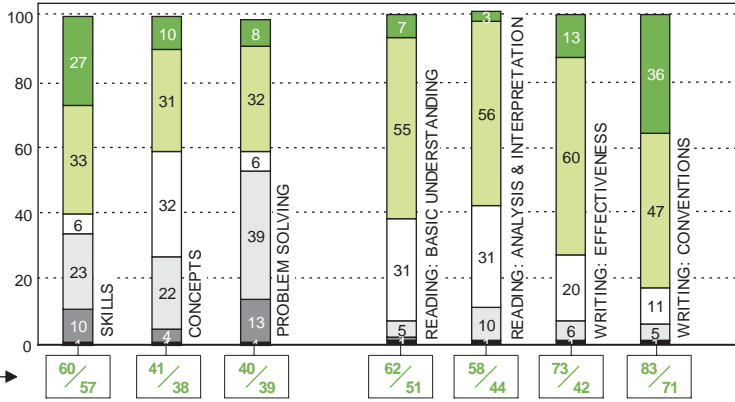
Percentage of students at each performance level

Total percent proficient in each subtest

**This School / The State**

#### Mathematics

#### English Language Arts (ELA)



- Achieved the Standard with Honors
- Achieved the Standard
- Nearly Achieved the Standard
- Below the Standard
- Little Evidence of Achievement
- No Score

Bar graphs may not sum to 100% due to rounding.

#### SAT Scores

Mathematics Average	
School	State
496	501
Verbal Average	
School	State
488	495
Percent of seniors taking tests	
School	State
59	56

\* Too few responses to report  
NA: No test-takers

### School Classification Indicators and 21 Targets

GRADE 11

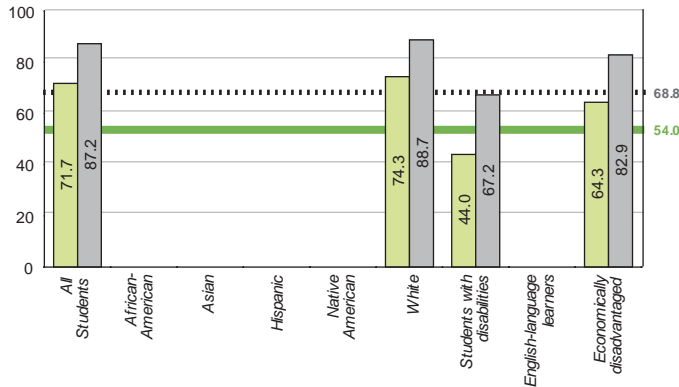
#### Mathematics

#### English Language Arts

- This school's index score
- 2005 state target
- This school's index score
- 2005 state target

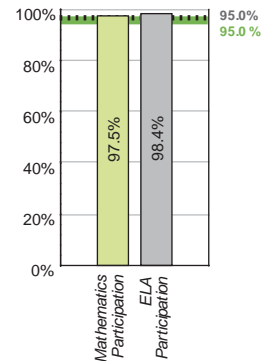
Missing data indicates fewer than 45 students in that group over three years.

#### Index Scores and Targets (3 years of assessment data)



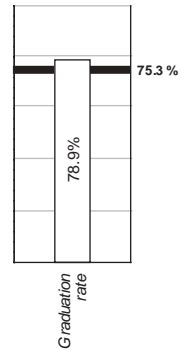
Index scores range from 0 to 100. They are based on the performance levels of all students in both English language arts and mathematics, for all subtests, over three years. For further detail, see the 2005 School Report Cards at [www.ride.ri.gov](http://www.ride.ri.gov).

#### Participation Rates and Targets (3 years of assessment data)



- 2005 state Mathematics target
- 2005 state ELA target

#### Graduation Rate and Target (2005 rate)



- 2005 state graduation target

### Performance Progress GRADE 11

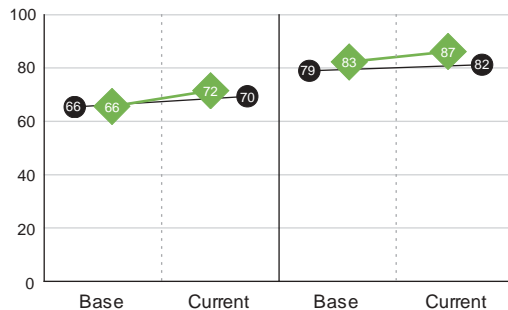
Student achievement over the past four years

- ◆ This school
- The state

Base: School years 2001-02 to 2003-04  
Current: School years 2002-03 to 2004-05

#### Mathematics Index Scores

#### English Language Arts Index Scores



#### Classification

This school is moderately performing - safe harbor.

This is a Regents' Commended School.