

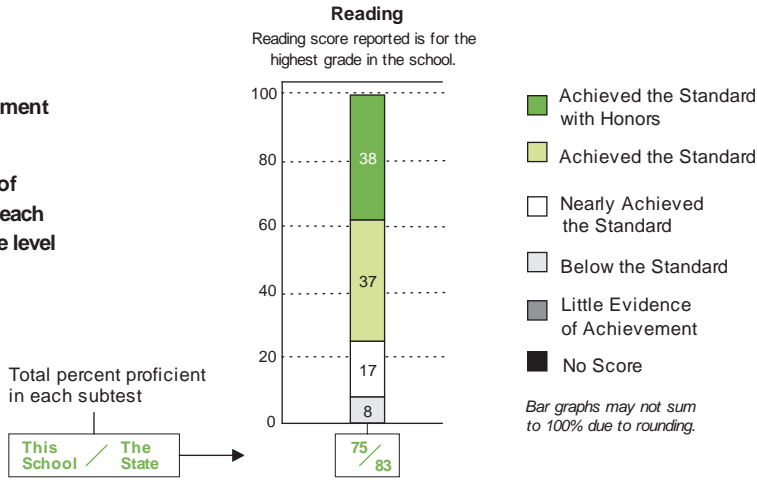
Assessment and Accountability

Our schools are assessed annually in mathematics, reading, and writing, though schools whose highest grade is lower than grade 2 are assessed in reading only. All schools are expected to meet annual targets based on their assessment results.

Grades PK-KG
Ann Lynch, Principal
184 Students
26 Teachers

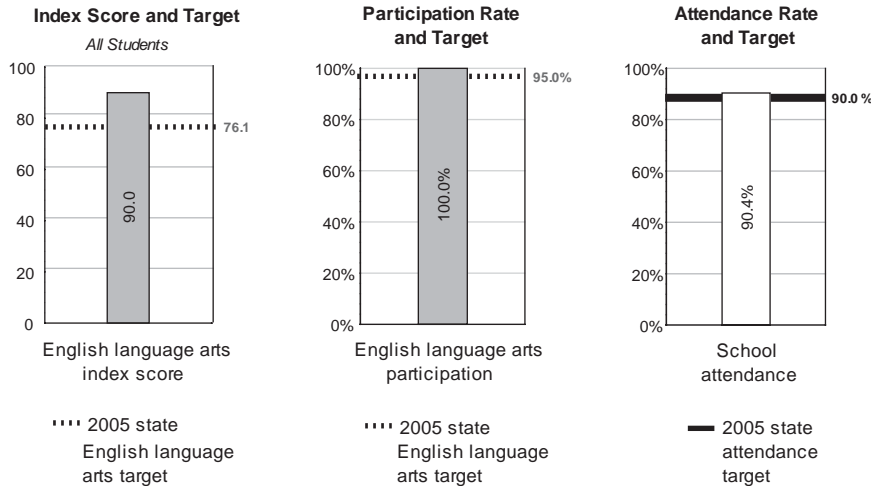
2005 Assessment Results

Percentage of students at each performance level



The state administers no other tests at this school's level.

School Classification Indicators

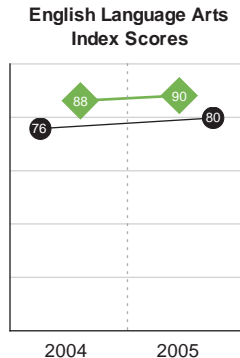


Index scores are calculated only for the school as a whole at this school's level; mathematics test is not administered in schools whose highest grade is lower than grade 2.

Performance Progress

Student achievement over the past year

◆ This school
● The state



Classification
This school is high performing and improving.