

# Safe and Supportive Schools: Health Risks

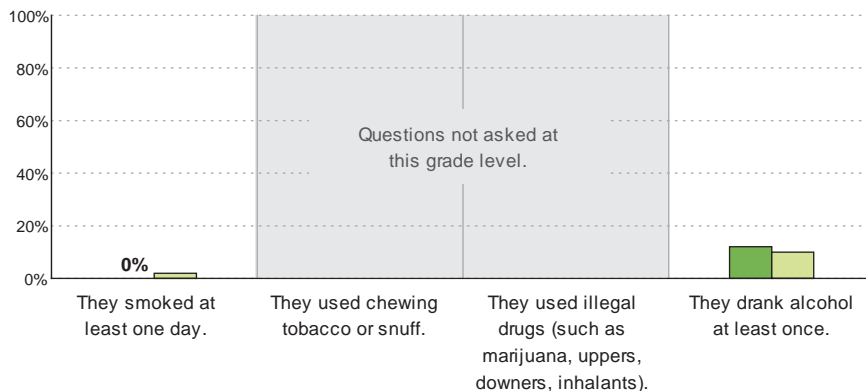
## Health Risks, Behavior, and Practices

The indicators below, drawn from the SALT Survey, provide a sense of the extent to which students in this school have begun to experiment with behavior that risks or compromises their physical or mental health. If persistent or habitual, such behaviors can interfere with or even damage a student's education, health, or both. (Only students in 4th grade and above take the SALT survey.)

### Student risk behaviors and attitudes

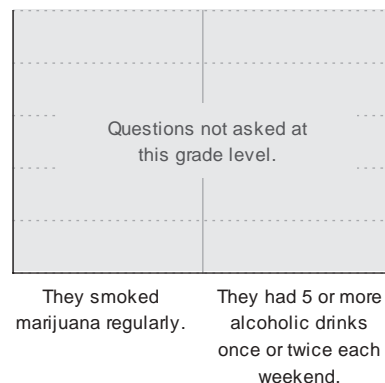
This school  
R.I.  
4th and 5th graders

Percent of students who say that within the last 30 days:



\* Too few responses to report  
? Inadequate data submitted

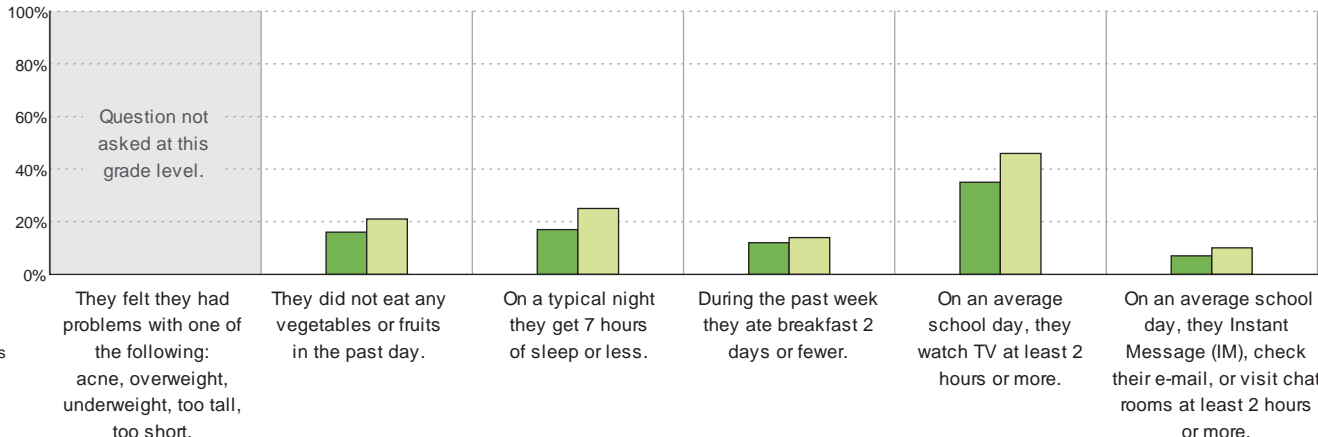
Percent who say their close friends would approve or not care if:



### Student health practices

This school  
R.I.  
4th and 5th graders

Percent of students who say that:



\* Too few responses to report  
? Inadequate data submitted

### Students' primary care

Where students say they usually see their regular doctor or nurse when they are sick:

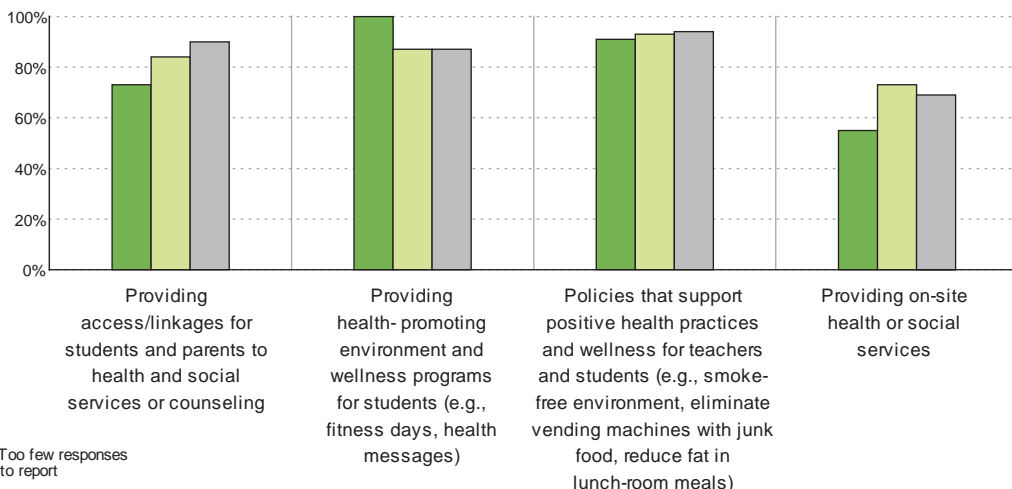
Question not asked at this grade level.

- Community health clinic
- Doctor's office
- Emergency room/Hospital
- Other health-care facility
- I have no regular doctor or nurse.

### Teacher and principal attitudes

Percent who agree or strongly agree that the following practices are essential to effective education:

Teachers at this school  
Elementary-school teachers statewide  
Elementary-school principals statewide



\* Too few responses to report  
? Inadequate data submitted