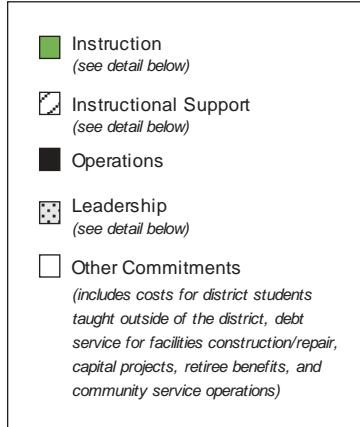
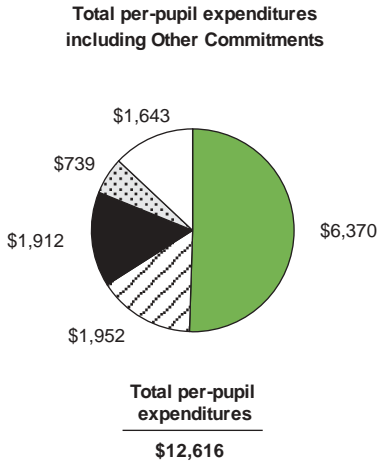
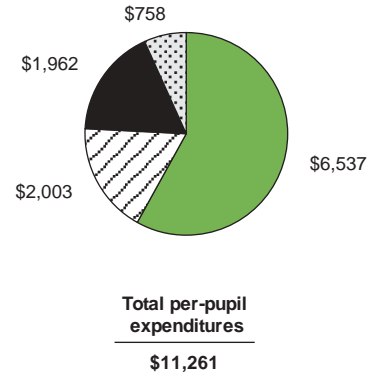


**Total per-pupil expenditures for all programs in this district**

Data source: InSite

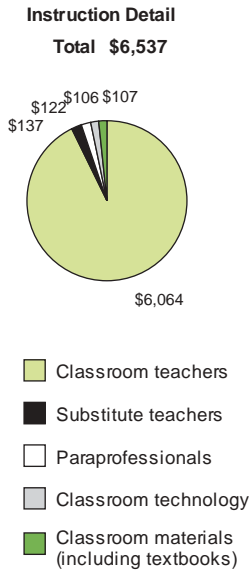


**Total per-pupil expenditures excluding Other Commitments and out-of-district students**

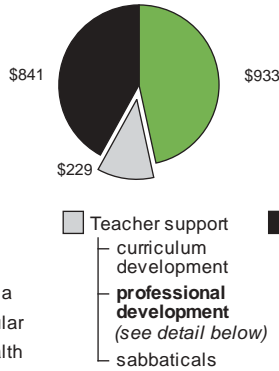


**Details from total per-pupil expenditures for all programs in this district**

Data source: InSite

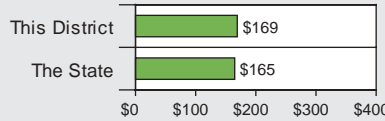


**Instructional Support Detail Total \$2,003**

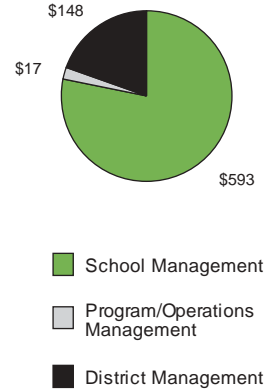


- Pupil support
  - guidance & counseling
  - library/media
  - extracurricular
  - student health & services
- Teacher support
  - curriculum development
  - professional development (see detail below)**
  - sabbaticals
- Program support
  - program management
  - therapists
  - psychologists
  - evaluators
  - personal attendants
  - social workers

**Professional Development Detail (includes related substitute costs)**



**Leadership Detail Total \$758**

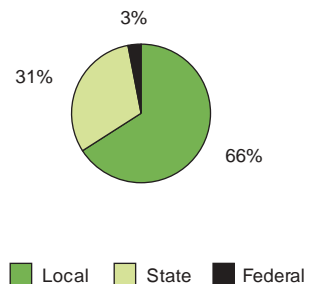


**Total expenditures by educational program**

Educational Program	The State	This District	Number of Students: This District
General Education	\$8,762	\$10,259	2,064
Limited English Proficiency	\$4,597	\$4,476	9
Special Education	\$13,624	\$10,146	503
Vocational Education	\$5,488	\$46,084	7
Title I	\$507	\$111	933

Data source: InSite

**Sources of Revenue (excludes food service and debt service)**



Data source: Form 31