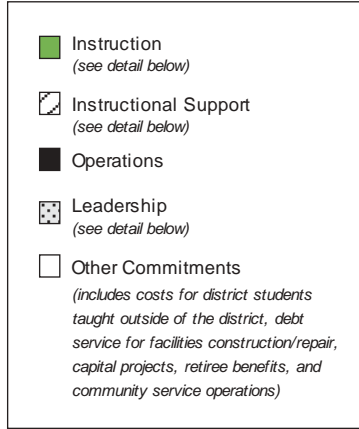
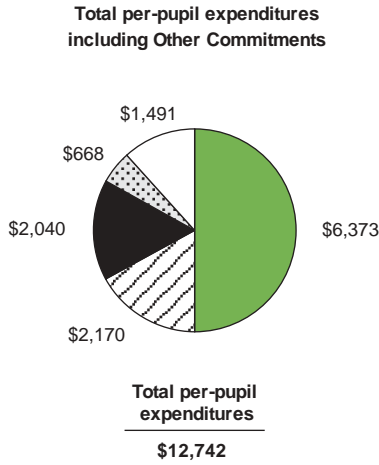
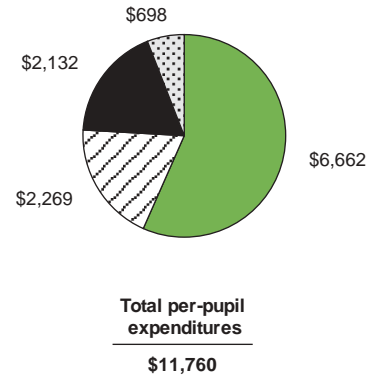


Total per-pupil expenditures for all programs in this district

Data source: In\$ite

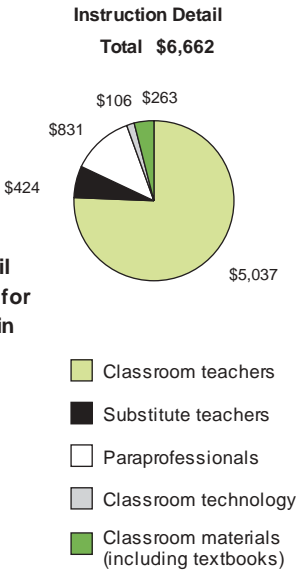


Total per-pupil expenditures excluding Other Commitments and out-of-district students

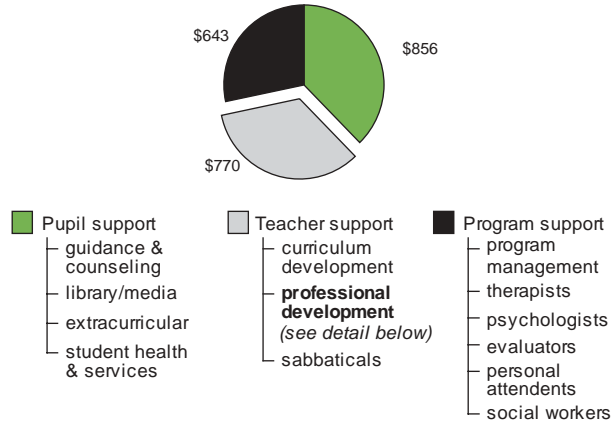


Details from total per-pupil expenditures for all programs in this district

Data source: In\$ite



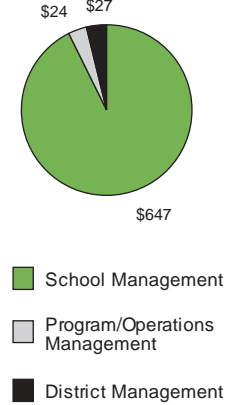
Instructional Support Detail Total \$2,269



Professional Development Detail (includes related substitute costs)



Leadership Detail Total \$698

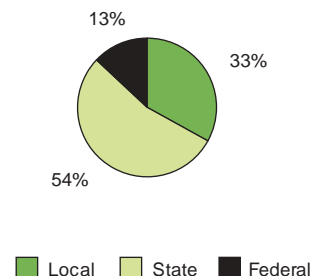


Total expenditures by educational program

Educational Program	The State	This District	Number of Students: This District
General Education	\$8,762	\$9,119	25,915
Limited English Proficiency	\$4,597	\$4,049	3,871
Special Education	\$13,624	\$16,340	4,427
Vocational Education	\$5,488	\$998	1,123
Title I	\$507	\$1,076	18,169

Data source: In\$ite

Sources of Revenue (excludes food service and debt service)



Data source: Form 31