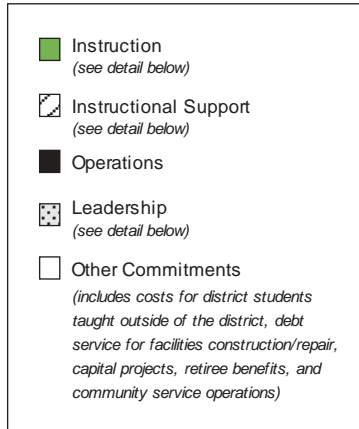
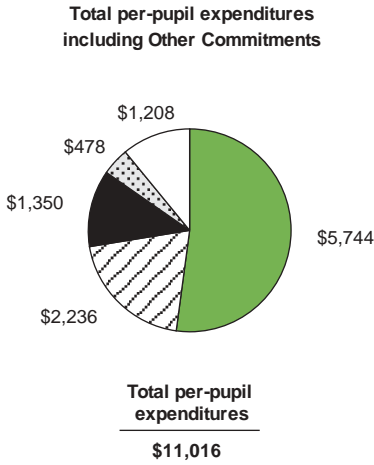
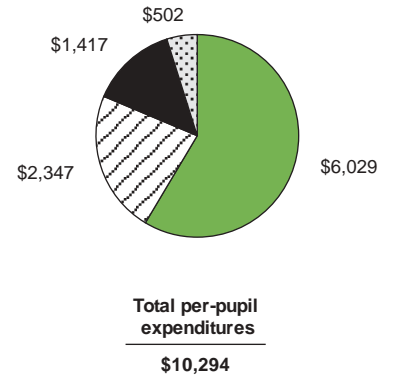


Total per-pupil expenditures for all programs in this district

Data source: InSite

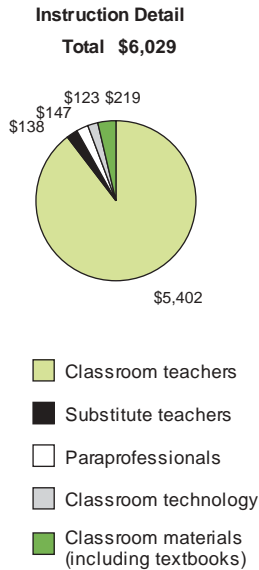


Total per-pupil expenditures excluding Other Commitments and out-of-district students


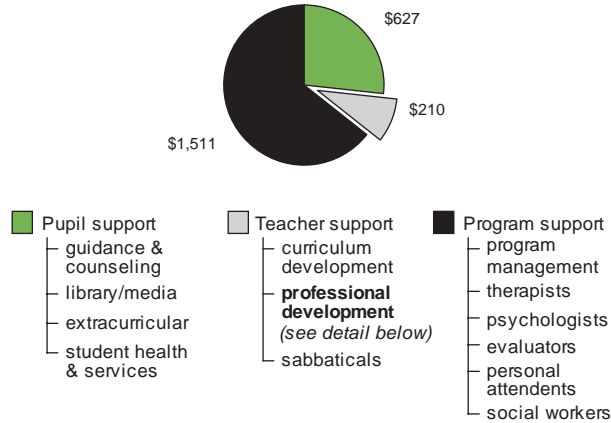


Details from total per-pupil expenditures for all programs in this district

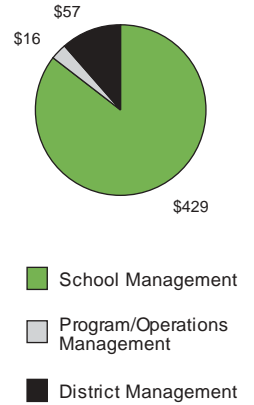
Data source: InSite



Instructional Support Detail Total \$2,347



Leadership Detail Total \$502

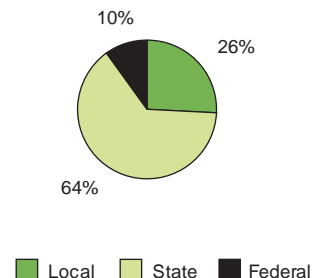


Total expenditures by educational program

| Educational Program | The State | This District | Number of Students: This District |
|-----------------------------|-----------|---------------|-----------------------------------|
| General Education | \$8,762 | \$7,332 | 8,992 |
| Limited English Proficiency | \$4,597 | \$5,052 | 908 |
| Special Education | \$13,624 | \$16,535 | 1,695 |
| Vocational Education | \$5,488 | \$0 | 0 |
| Title I | \$507 | \$546 | 8,992 |

Data source: InSite

Sources of Revenue (excludes food service and debt service)



Data source: Form 31