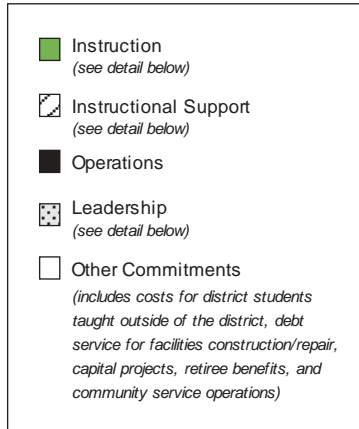
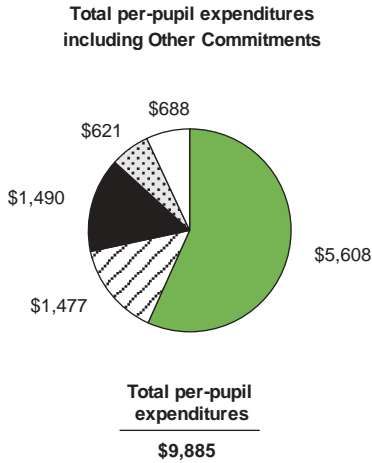
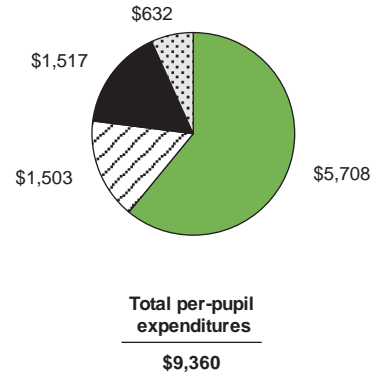


**Total per-pupil expenditures for all programs in this district**

Data source: InSite

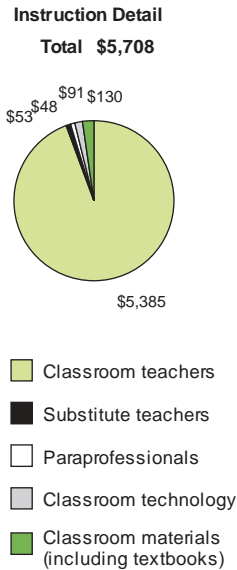


**Total per-pupil expenditures excluding Other Commitments and out-of-district students**


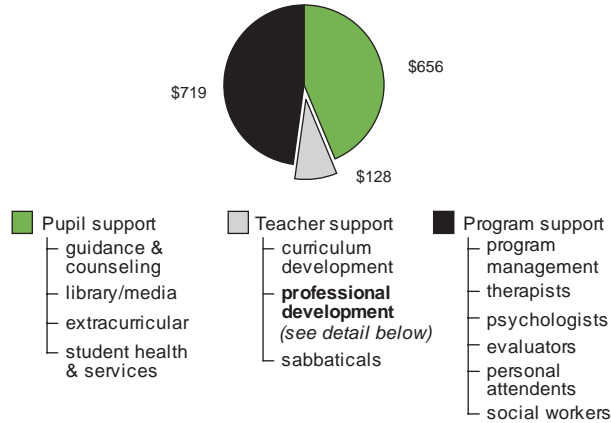


**Details from total per-pupil expenditures for all programs in this district**

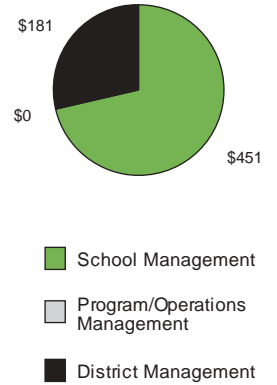
Data source: InSite



**Instructional Support Detail Total \$1,503**



**Leadership Detail Total \$632**

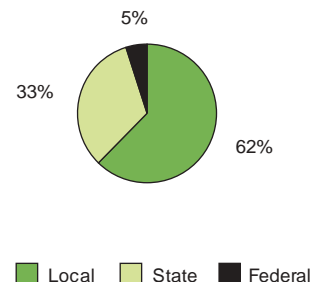


**Total expenditures by educational program**

Educational Program	The State	This District	Number of Students: This District
General Education	\$8,762	\$7,507	1,855
Limited English Proficiency	\$4,597	\$1,836	7
Special Education	\$13,624	\$11,577	395
Vocational Education	\$5,488	\$14,430	11
Title I	\$507	\$0	0

Data source: InSite

**Sources of Revenue** (excludes food service and debt service)



Data source: Form 31