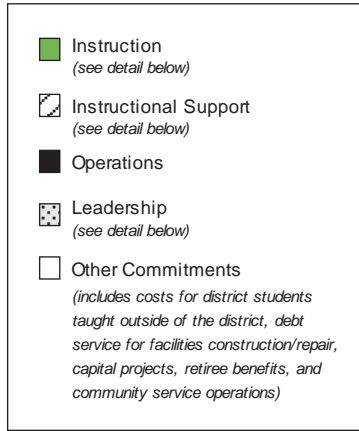
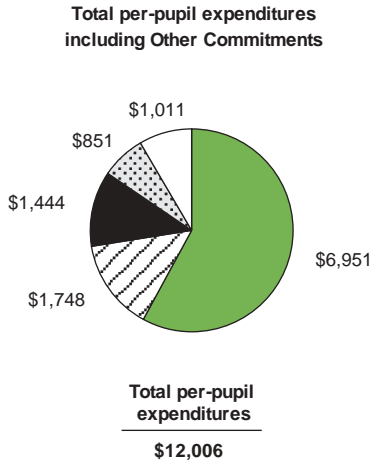
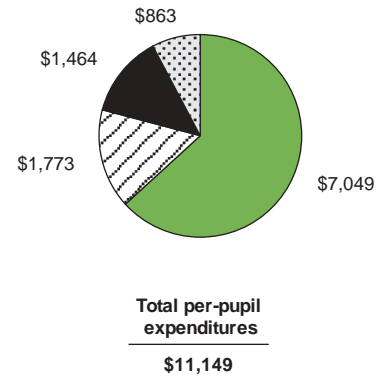


## Total per-pupil expenditures for all programs in this district

Data source: InSite

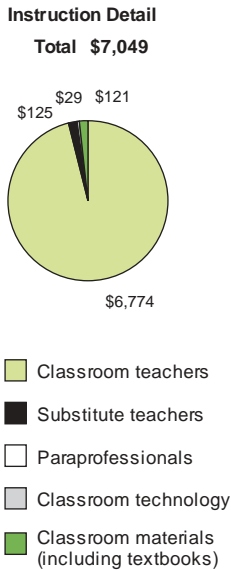


## Total per-pupil expenditures excluding Other Commitments and out-of-district students

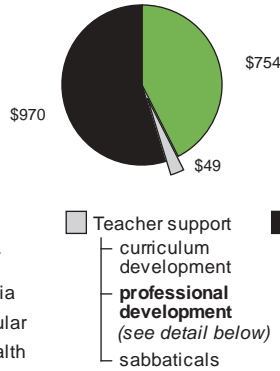


## Details from total per-pupil expenditures for all programs in this district

Data source: InSite



## Instructional Support Detail Total \$1,773

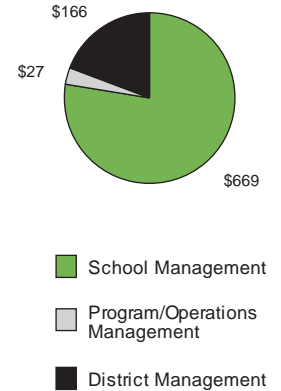


- Pupil support**
  - guidance & counseling
  - library/media
  - extracurricular
  - student health & services
- Teacher support**
  - curriculum development
  - professional development (see detail below)**
  - sabbaticals
- Program support**
  - program management
  - therapists
  - psychologists
  - evaluators
  - personal attendants
  - social workers

## Professional Development Detail (includes related substitute costs)



## Leadership Detail Total \$863

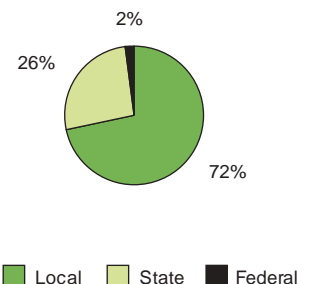


## Total expenditures by educational program

Educational Program	The State	This District	Number of Students: This District
General Education	\$8,762	\$8,811	3,337
Limited English Proficiency	\$4,597	\$9,902	46
Special Education	\$13,624	\$15,067	680
Vocational Education	\$5,488	\$2,449	23
Title I	\$507	\$140	3,337

Data source: InSite

## Sources of Revenue (excludes food service and debt service)



Data source: Form 31