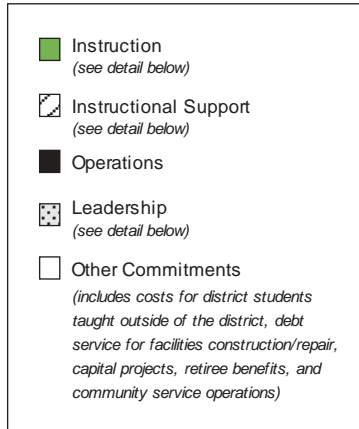
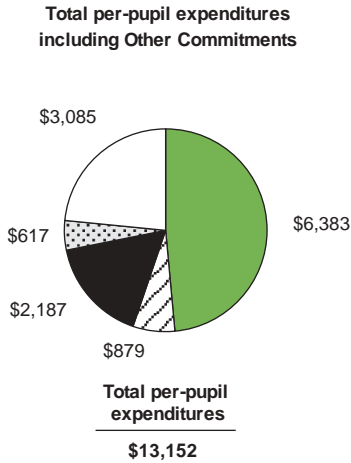


Equity and Adequacy of Resources: District Expenditures

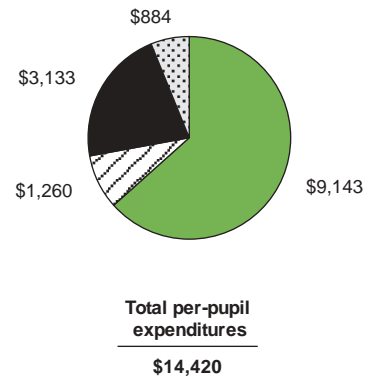
Little Compton District

Total per-pupil expenditures for all programs in this district

Data source: InSite

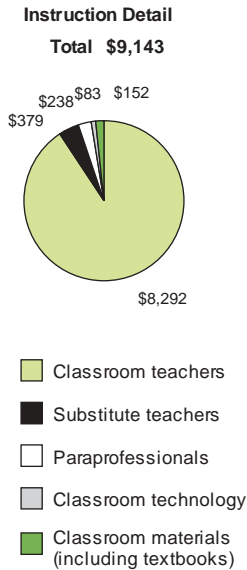


Total per-pupil expenditures excluding Other Commitments and out-of-district students


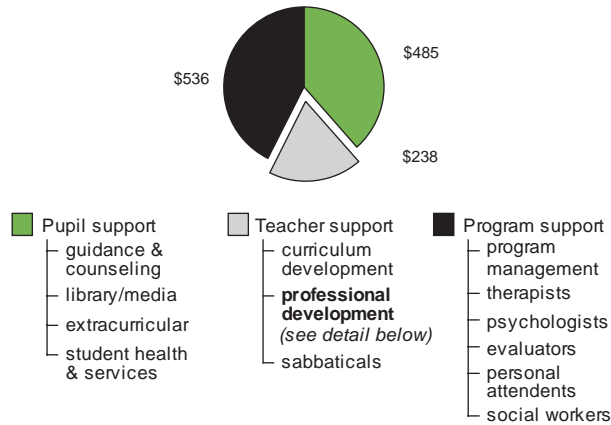


Details from total per-pupil expenditures for all programs in this district

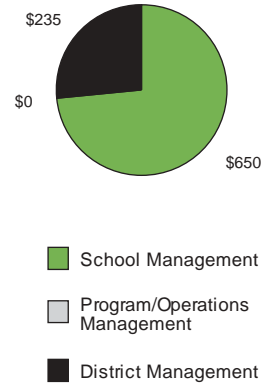
Data source: InSite



Instructional Support Detail Total \$1,260



Leadership Detail Total \$884

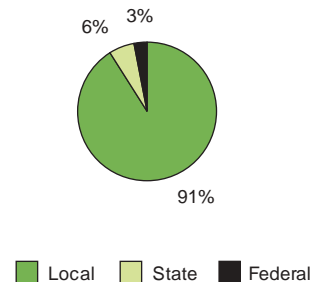


Total expenditures by educational program

Educational Program	The State	This District	Number of Students: This District
General Education	\$8,762	\$15,698	303
Limited English Proficiency	\$4,597	\$0	0
Special Education	\$13,624	\$16,842	51
Vocational Education	\$5,488	\$0	0
Title I	\$507	\$0	0

Data source: InSite

Sources of Revenue (excludes food service and debt service)



Data source: Form 31