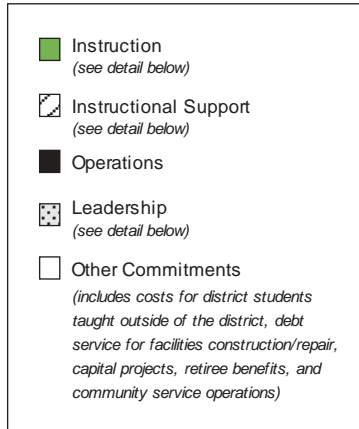
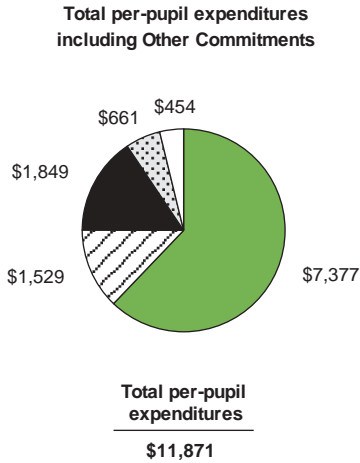
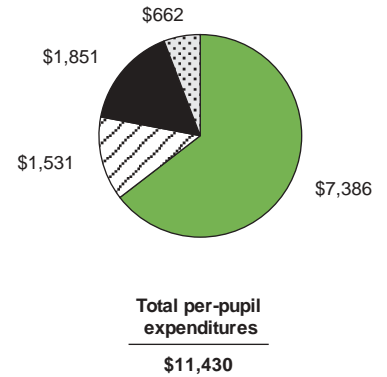


Total per-pupil expenditures for all programs in this district

Data source: InSite

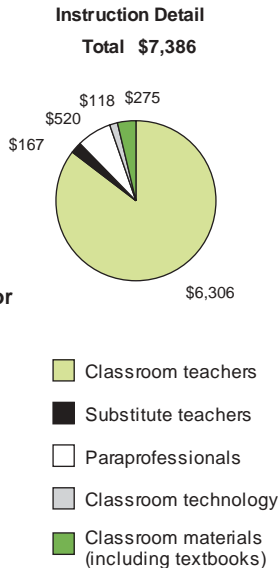


Total per-pupil expenditures excluding Other Commitments and out-of-district students

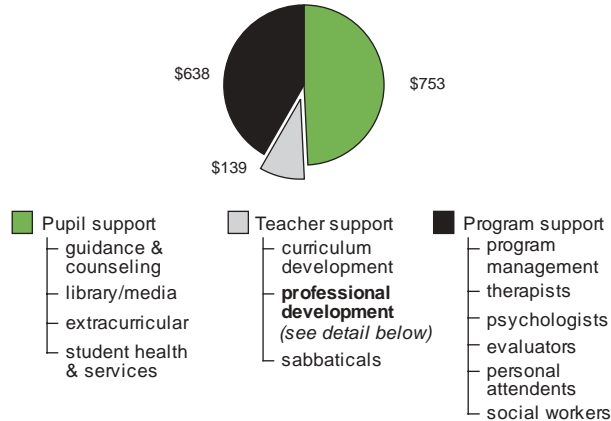


Details from total per-pupil expenditures for all programs in this district

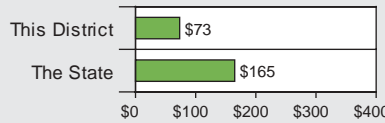
Data source: InSite



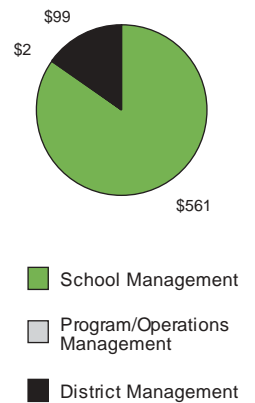
Instructional Support Detail Total \$1,531



Professional Development Detail (includes related substitute costs)



Leadership Detail Total \$662

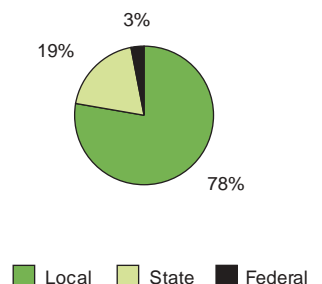


Total expenditures by educational program

| Educational Program | The State | This District | Number of Students: This District |
|-----------------------------|-----------|---------------|-----------------------------------|
| General Education | \$8,762 | \$8,794 | 3,379 |
| Limited English Proficiency | \$4,597 | \$11,465 | 16 |
| Special Education | \$13,624 | \$16,854 | 583 |
| Vocational Education | \$5,488 | \$24,310 | 1 |
| Title I | \$507 | \$114 | 3,379 |

Data source: InSite

Sources of Revenue (excludes food service and debt service)



Data source: Form 31