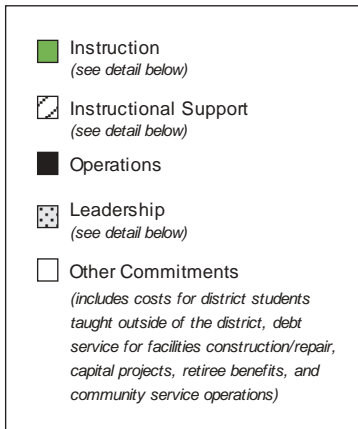
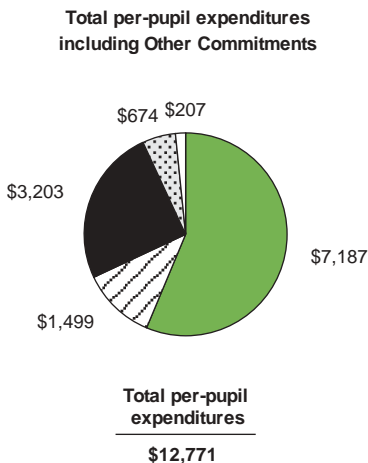
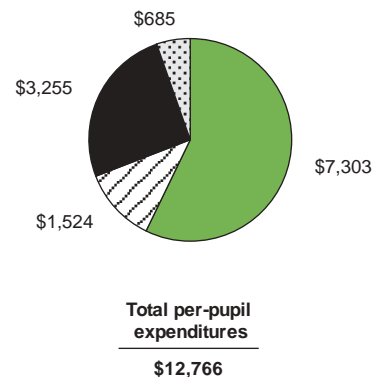


**Total per-pupil expenditures for all programs in this district**

Data source: InSite

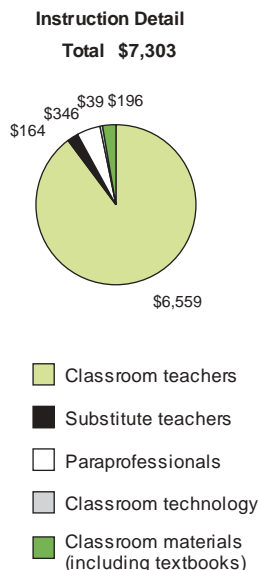


**Total per-pupil expenditures excluding Other Commitments and out-of-district students**

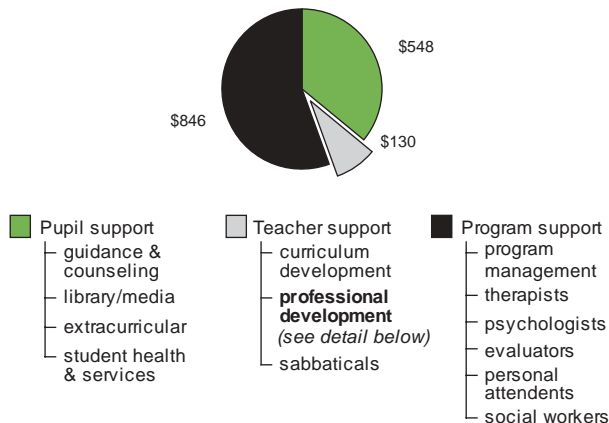


**Details from total per-pupil expenditures for all programs in this district**

Data source: InSite



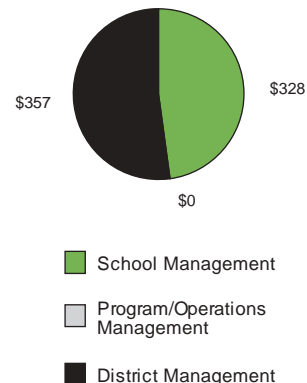
**Instructional Support Detail Total \$1,524**



**Professional Development Detail (includes related substitute costs)**



**Leadership Detail Total \$685**

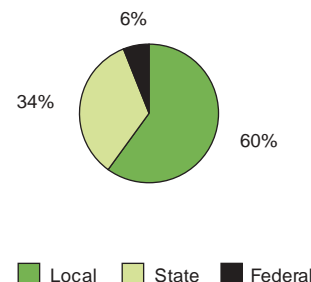


**Total expenditures by educational program**

Educational Program	The State	This District	Number of Students: This District
General Education	\$8,762	\$10,492	310
Limited English Proficiency	\$4,597	\$0	0
Special Education	\$13,624	\$16,166	45
Vocational Education	\$5,488	\$1,316	1
Title I	\$507	\$152	310

Data source: InSite

**Sources of Revenue (excludes food service and debt service)**



Data source: Form 31