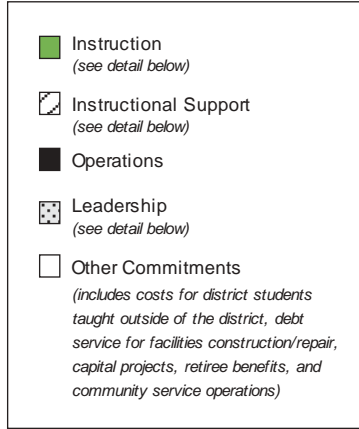
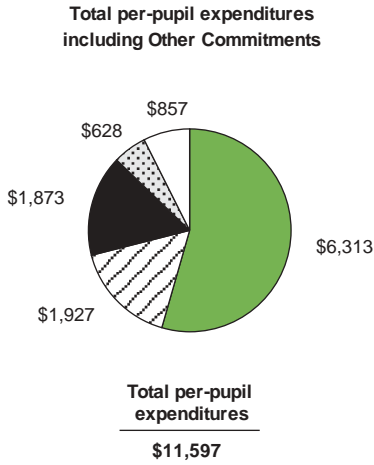


# Equity and Adequacy of Resources: District Expenditures

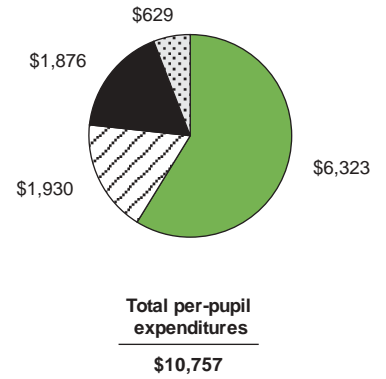
## East Providence District

### Total per-pupil expenditures for all programs in this district

Data source: InSite

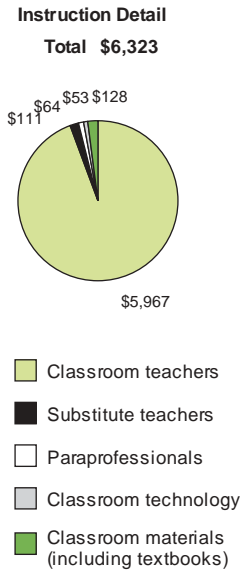


### Total per-pupil expenditures excluding Other Commitments and out-of-district students

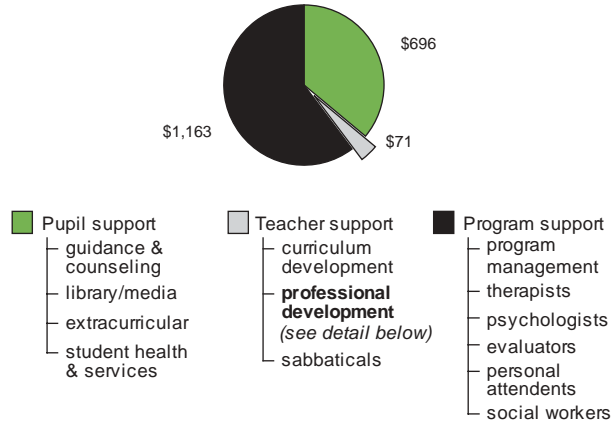


### Details from total per-pupil expenditures for all programs in this district

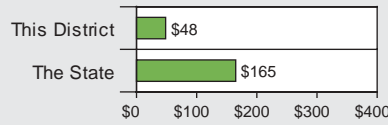
Data source: InSite



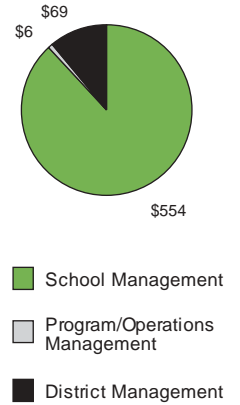
### Instructional Support Detail Total \$1,930



### Professional Development Detail (includes related substitute costs)



### Leadership Detail Total \$629

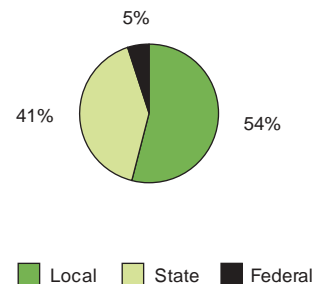


### Total expenditures by educational program

Educational Program	The State	This District	Number of Students: This District
General Education	\$8,762	\$7,930	5,867
Limited English Proficiency	\$4,597	\$5,800	181
Special Education	\$13,624	\$13,294	1,333
Vocational Education	\$5,488	\$6,153	307
Title I	\$507	\$142	5,867

Data source: InSite

### Sources of Revenue (excludes food service and debt service)



Data source: Form 31