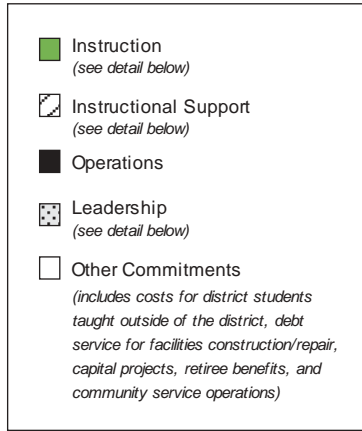
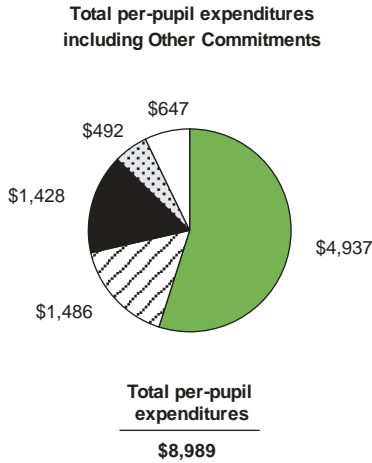
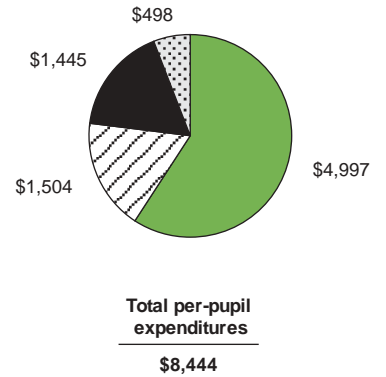


**Total per-pupil expenditures for all programs in this district**

Data source: InSite

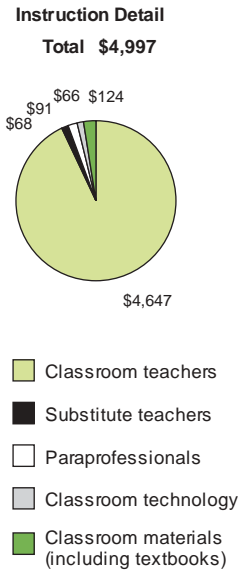


**Total per-pupil expenditures excluding Other Commitments and out-of-district students**


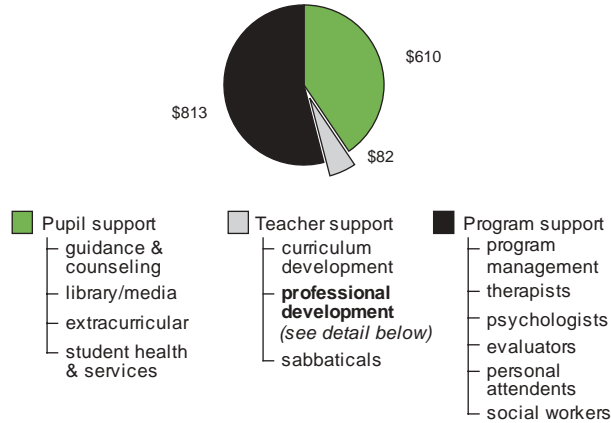


**Details from total per-pupil expenditures for all programs in this district**

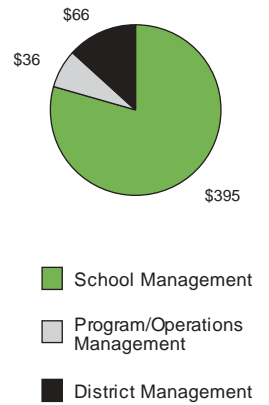
Data source: InSite



**Instructional Support Detail Total \$1,504**



**Leadership Detail Total \$498**

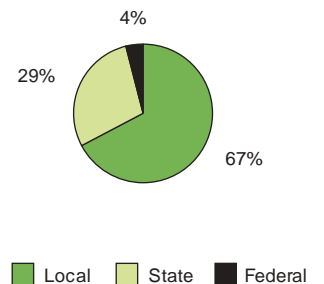


**Total expenditures by educational program**

Educational Program	The State	This District	Number of Students: This District
General Education	\$8,762	\$5,249	6,359
Limited English Proficiency	\$4,597	\$8,677	80
Special Education	\$13,624	\$10,216	1,219
Vocational Education	\$5,488	\$15,539	35
Title I	\$507	\$72	1,911

Data source: InSite

**Sources of Revenue (excludes food service and debt service)**



Data source: Form 31