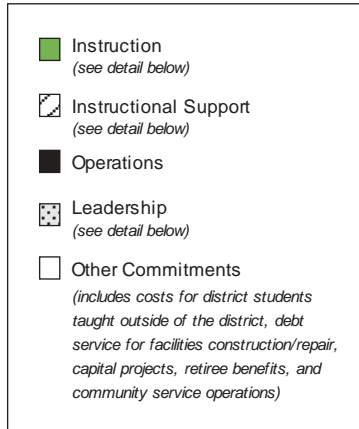
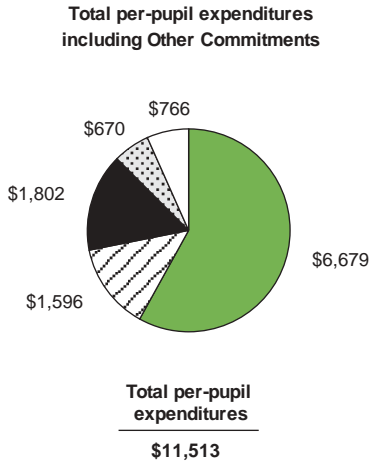
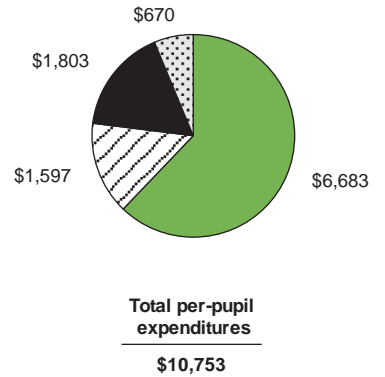


Total per-pupil expenditures for all programs in this district

Data source: InSite

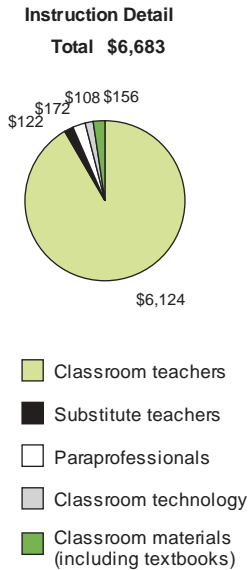


Total per-pupil expenditures excluding Other Commitments and out-of-district students


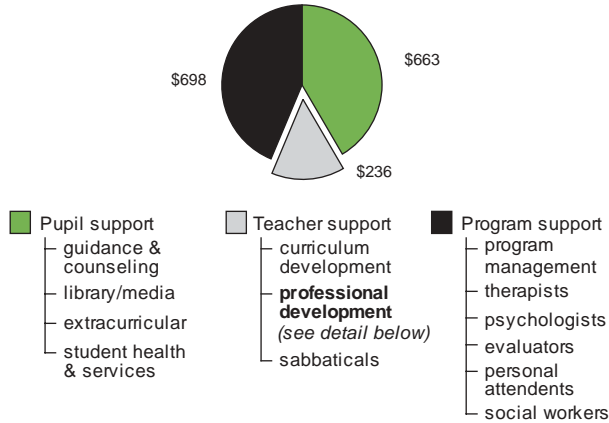


Details from total per-pupil expenditures for all programs in this district

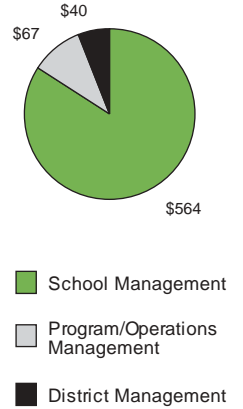
Data source: InSite



Instructional Support Detail Total \$1,597



Leadership Detail Total \$670

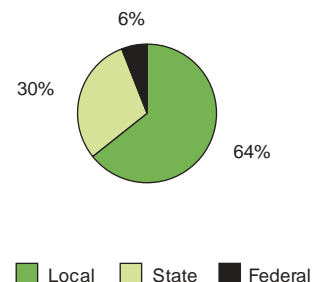


Total expenditures by educational program

| Educational Program | The State | This District | Number of Students: This District |
|-----------------------------|-----------|---------------|-----------------------------------|
| General Education | \$8,762 | \$8,415 | 10,748 |
| Limited English Proficiency | \$4,597 | \$4,170 | 418 |
| Special Education | \$13,624 | \$11,602 | 2,250 |
| Vocational Education | \$5,488 | \$4,601 | 629 |
| Title I | \$507 | \$168 | 10,748 |

Data source: InSite

Sources of Revenue (excludes food service and debt service)



Data source: Form 31