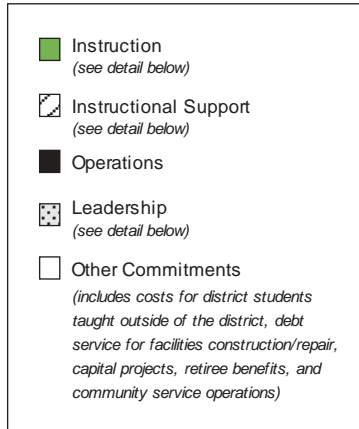
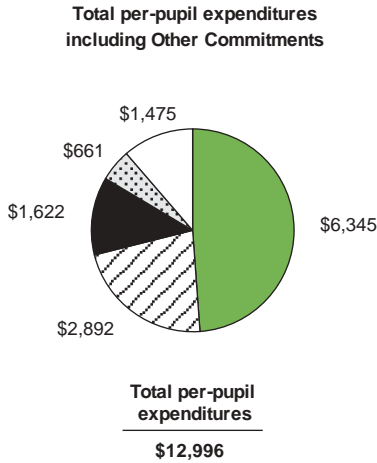
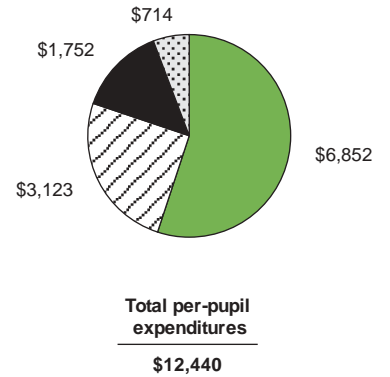


Total per-pupil expenditures for all programs in this district

Data source: InSite

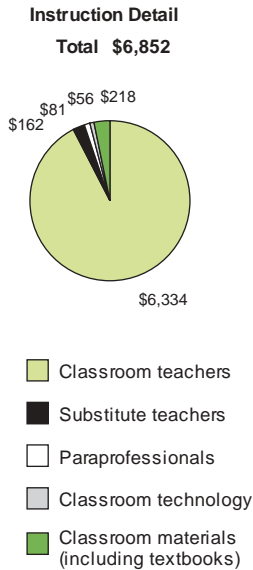


Total per-pupil expenditures excluding Other Commitments and out-of-district students

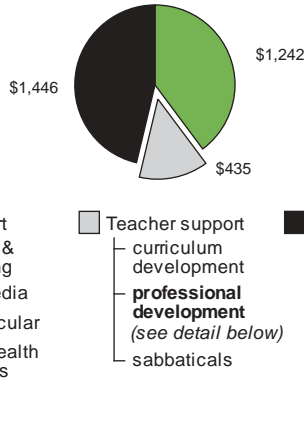


Details from total per-pupil expenditures for all programs in this district

Data source: InSite




Instructional Support Detail
Total \$3,123

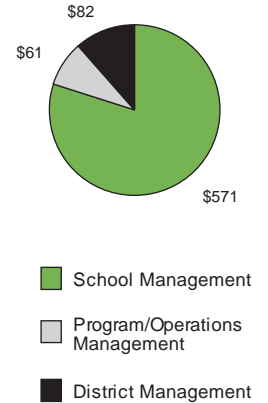


- Pupil support**
 - guidance & counseling
 - library/media
 - extracurricular
 - student health & services
- Teacher support**
 - curriculum development
 - professional development (see detail below)
 - sabbaticals
- Program support**
 - program management
 - therapists
 - psychologists
 - evaluators
 - personal attendants
 - social workers

Professional Development Detail
(includes related substitute costs)



Leadership Detail
Total \$714

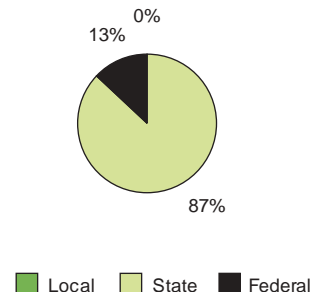


Total expenditures by educational program

Educational Program	The State	This District	Number of Students: This District
General Education	\$8,762	\$7,055	3,458
Limited English Proficiency	\$4,597	\$5,440	844
Special Education	\$13,624	\$17,659	865
Vocational Education	\$5,488	\$3,302	36
Title I	\$507	\$1,198	3,458

Data source: InSite

Sources of Revenue
(excludes food service and debt service)



Data source: Form 31