

Dr. Hans Dellith, Superintendent

9476 Students  
832 Teachers

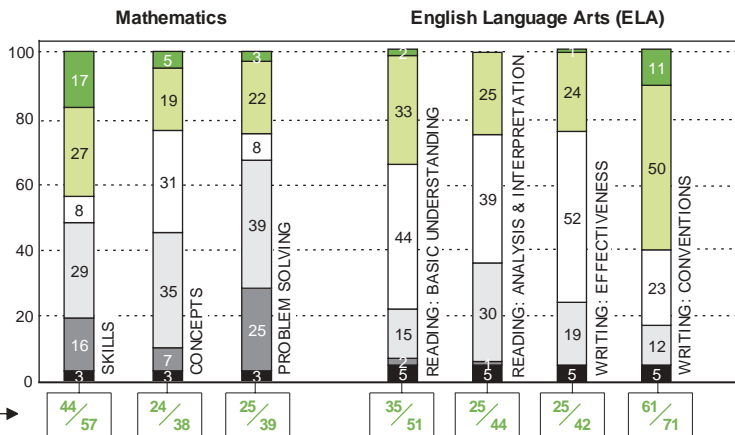
## 2005 Assessment Results

GRADE 11

Percentage of students at each performance level

Total percent proficient in each subtest

This School / The State



- Achieved the Standard with Honors
- Achieved the Standard
- Nearly Achieved the Standard
- Below the Standard
- Little Evidence of Achievement
- No Score

Bar graphs may not sum to 100% due to rounding.

## SAT Scores

Mathematics Score	
District	464
State	501
Verbal Score	
District	451
State	495
Percent of seniors taking tests	
District	46
State	56

## School Classification Indicators and 21 Targets

GRADE 11

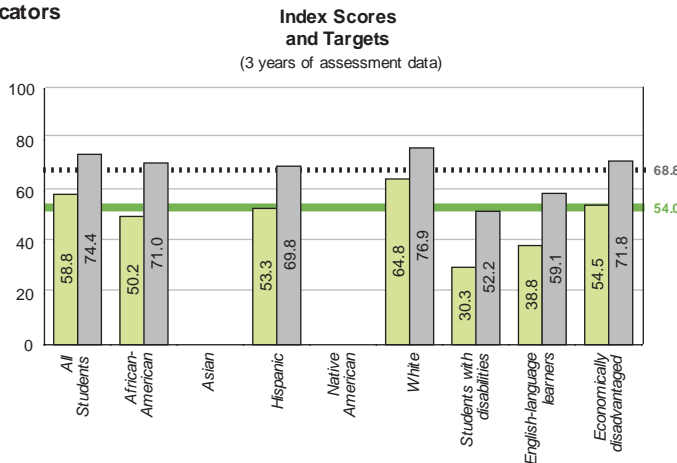
Mathematics

- This school's index score
- 2005 state target

English Language Arts

- This school's index score
- - - - 2005 state target

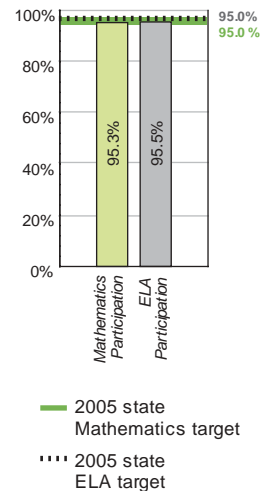
Missing data indicates fewer than 45 students in that group over three years.



Index scores range from 0 to 100. They are based on the performance levels of all students in both English language arts and mathematics, for all subtests, over three years. For further detail, see the 2005 School Report Cards at [www.ride.nj.gov](http://www.ride.nj.gov).

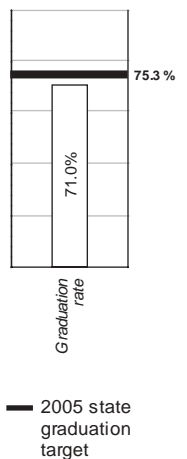
## Participation Rates and Targets

(3 years of assessment data)



## Graduation Rate and Target

(2005 rate)



## 2005 Proficiency by Student Characteristics

GRADE 11

(1 year of assessment data)

Percent of students meeting the standard

Math (light green) ELA (light grey)

Percent of students not meeting the standard

Math (dark green) ELA (dark grey)

Missing data indicates fewer than 10 students tested.

