

Learning and Achievement

Assessment and Accountability

Each of our schools is expected to meet annual targets in mathematics, reading, and writing - both for the school as a whole and for various groups of students within the school. We measure school performance through annual state assessments.


Grades PK-4
Michelle Theberge, Principal
371 Students
25 Teachers

2004 Assessment Results

Percentage of students at each performance level

Total percent proficient in each subtest

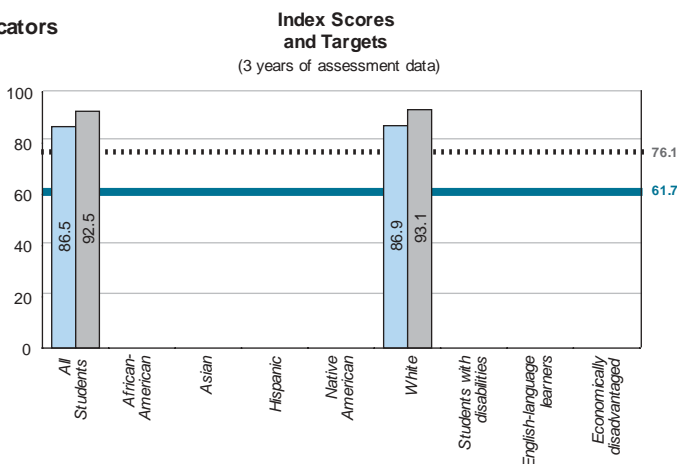
This School / **The State**



School Classification Indicators (21 Targets)

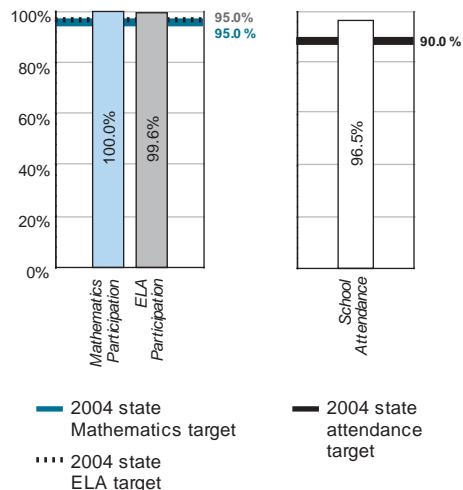
Mathematics

English Language Arts



Index scores range from 0 to 100. They are based on the performance levels of all students in both English language arts and mathematics, for all subtests, over three years. For further detail, see the 2004 School Report Cards at www.ridoenet.net.

Participation Rates and Targets (3 years of assessment data)

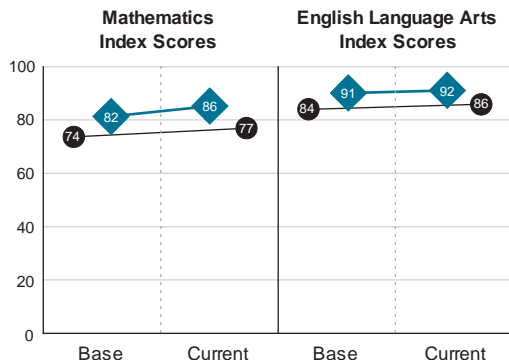


Performance Progress

Student achievement over the past four years

◆ This school

● The state



Classification

This school is high performing and improving.

Schools that miss targets are classified as in need of improvement, as required by federal law.