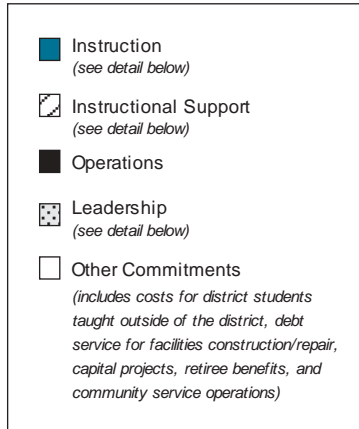
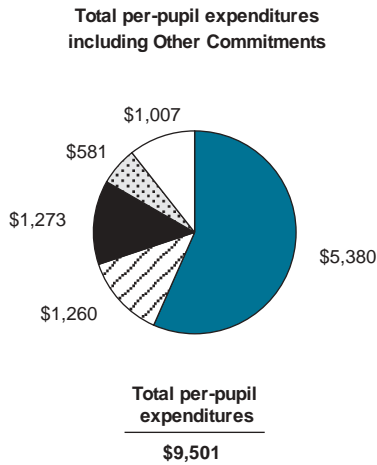
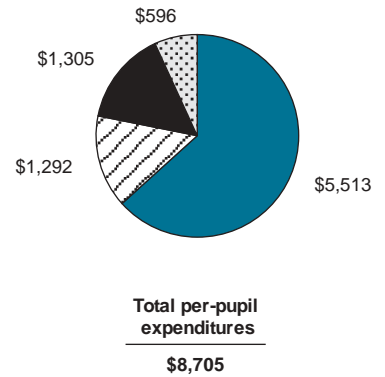


Total per-pupil expenditures for all programs in this district

Data source: InSite

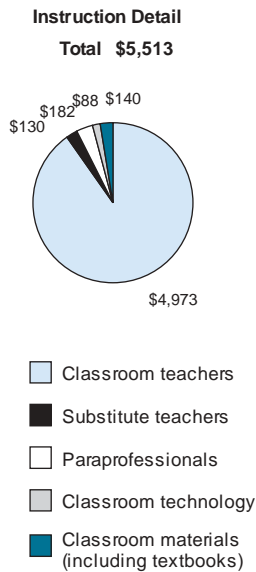


Total per-pupil expenditures excluding Other Commitments and out-of-district students


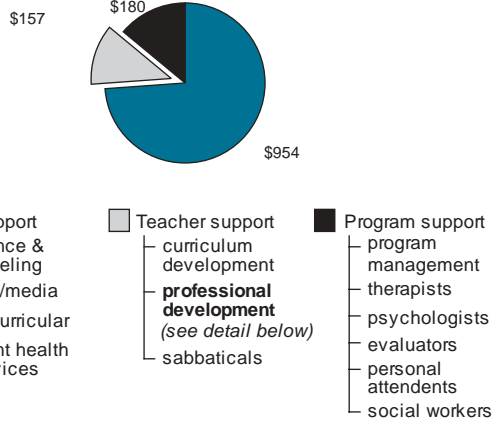


Details from total per-pupil expenditures for all programs in this district

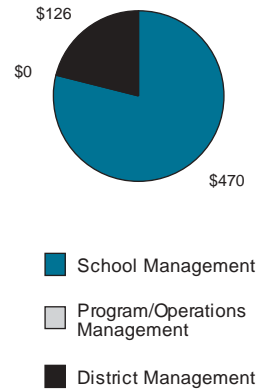
Data source: InSite



Instructional Support Detail Total \$1,292



Leadership Detail Total \$596

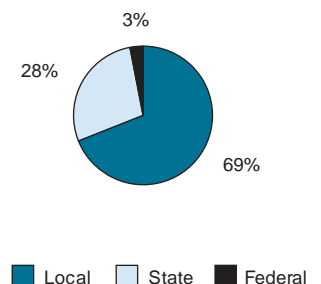


Total expenditures by educational program

| Educational Program | The State | This District | Number of Students: This District |
|-----------------------------|-----------|---------------|-----------------------------------|
| General Education | \$8,117 | \$7,780 | 2,233 |
| Limited English Proficiency | \$4,071 | \$0 | 0 |
| Special Education | \$12,867 | \$8,893 | 456 |
| Vocational Education | \$2,547 | \$12,963 | 5 |
| Title I | \$1339 | \$1780 | 89 |

Data source: InSite

Sources of Revenue (excludes food service and debt service)



Data source: Form 31