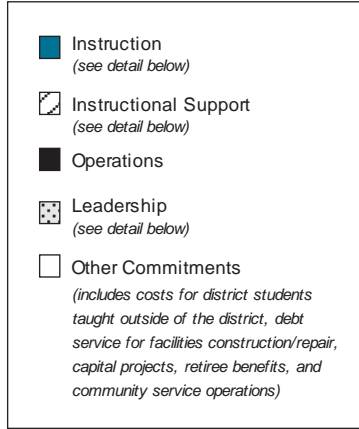
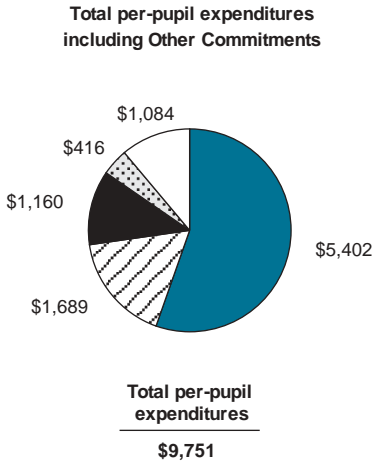


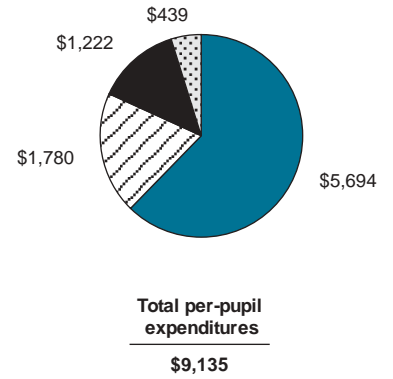
Equity and Adequacy of Resources: District Expenditures

Total per-pupil expenditures for all programs in this district

Data source: InSite

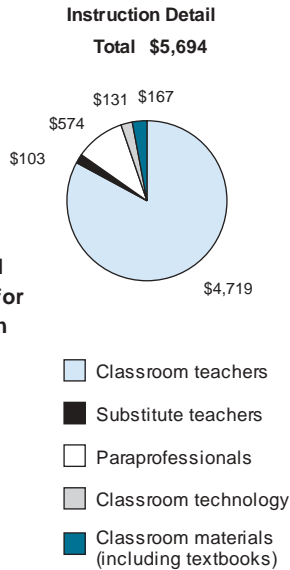


Total per-pupil expenditures excluding Other Commitments and out-of-district students

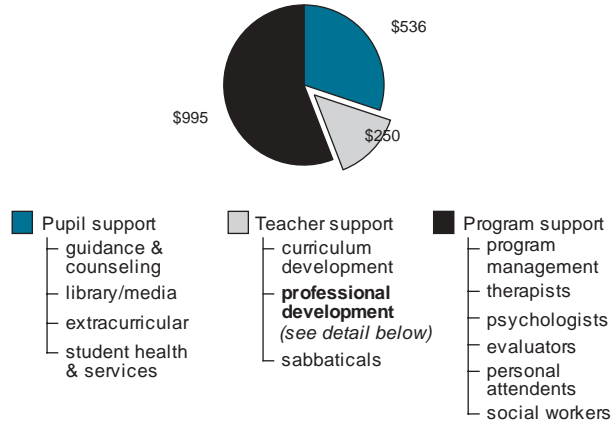


Details from total per-pupil expenditures for all programs in this district

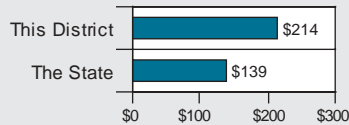
Data source: InSite



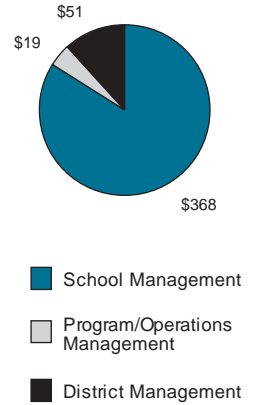
Instructional Support Detail Total \$1,780



Professional Development Detail (includes related substitute costs)



Leadership Detail Total \$439

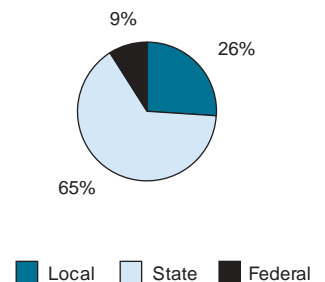


Total expenditures by educational program

Educational Program	The State	This District	Number of Students: This District
General Education	\$8,117	\$6,456	9,673
Limited English Proficiency	\$4,071	\$5,567	842
Special Education	\$12,867	\$14,780	1,862
Vocational Education	\$2,547	\$1,328	244
Title I	\$1339	\$2359	1577

Data source: InSite

Sources of Revenue (excludes food service and debt service)



Data source: Form 31