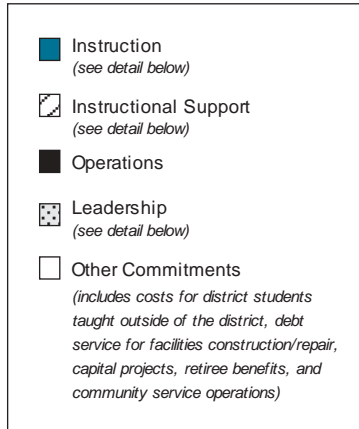
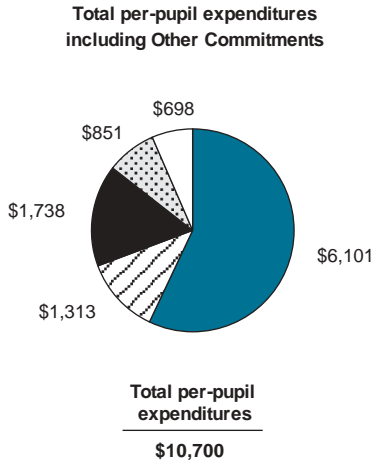
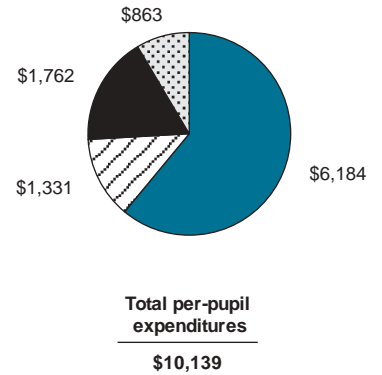


Total per-pupil expenditures for all programs in this district

Data source: InSite

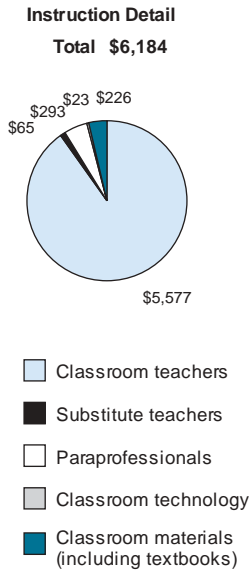


Total per-pupil expenditures excluding Other Commitments and out-of-district students

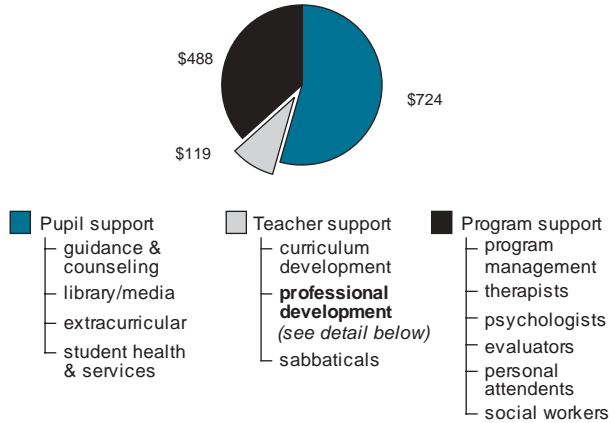


Details from total per-pupil expenditures for all programs in this district

Data source: InSite



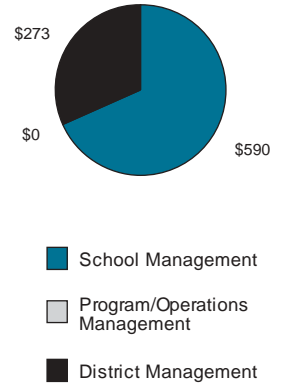
Instructional Support Detail Total \$1,331



Professional Development Detail (includes related substitute costs)



Leadership Detail Total \$863

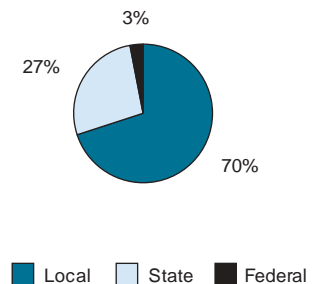


Total expenditures by educational program

| Educational Program | The State | This District | Number of Students: This District |
|-----------------------------|-----------|---------------|-----------------------------------|
| General Education | \$8,117 | \$8,376 | 1,687 |
| Limited English Proficiency | \$4,071 | \$0 | 0 |
| Special Education | \$12,867 | \$11,719 | 334 |
| Vocational Education | \$2,547 | \$22,620 | 11 |
| Title I | \$1339 | \$0 | 0 |

Data source: InSite

Sources of Revenue (excludes food service and debt service)



Data source: Form 31