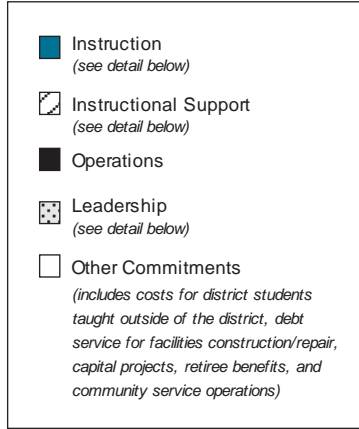
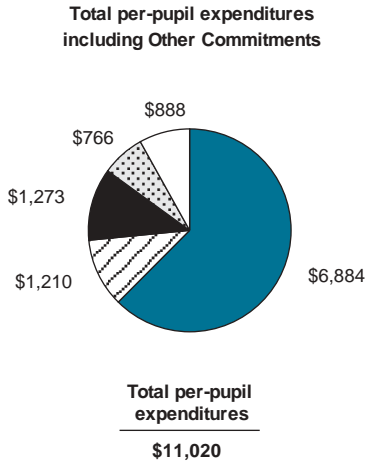
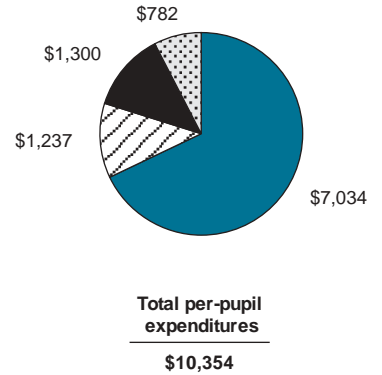


### Total per-pupil expenditures for all programs in this district

Data source: InSite

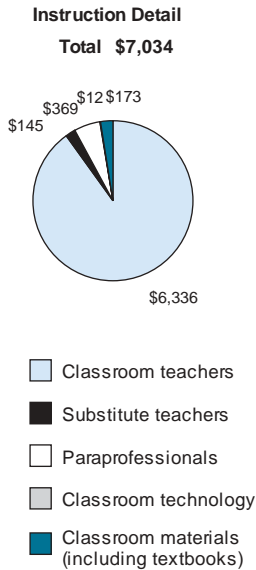


### Total per-pupil expenditures excluding Other Commitments and out-of-district students

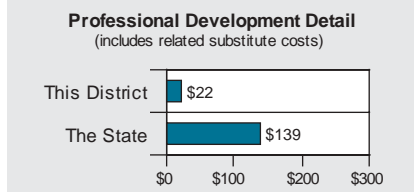
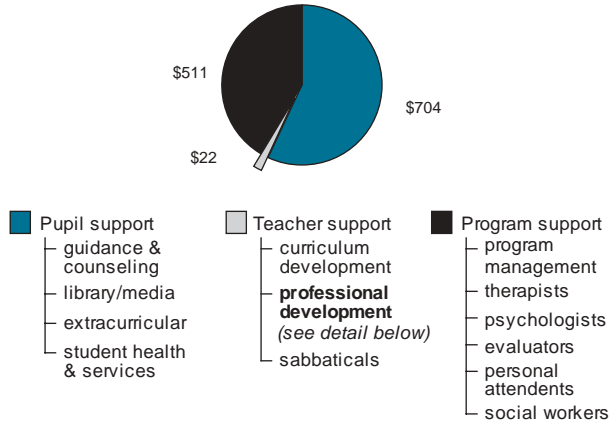


### Details from total per-pupil expenditures for all programs in this district

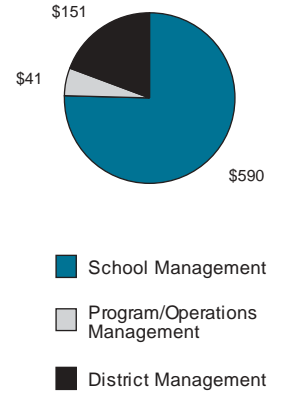
Data source: InSite



### Instructional Support Detail Total \$1,237



### Leadership Detail Total \$782

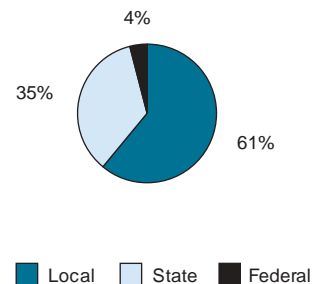


### Total expenditures by educational program

Educational Program	The State	This District	Number of Students: This District
General Education	\$8,117	\$8,118	3,473
Limited English Proficiency	\$4,071	\$8,261	57
Special Education	\$12,867	\$15,561	658
Vocational Education	\$2,547	\$582	23
Title I	\$1339	\$1408	132

Data source: InSite

### Sources of Revenue (excludes food service and debt service)



Data source: Form 31