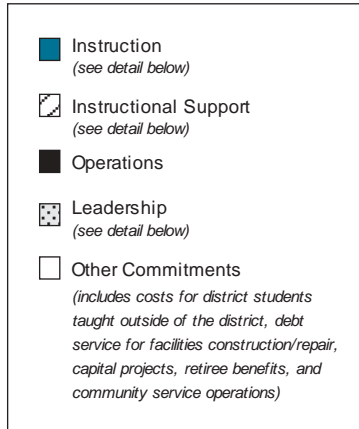
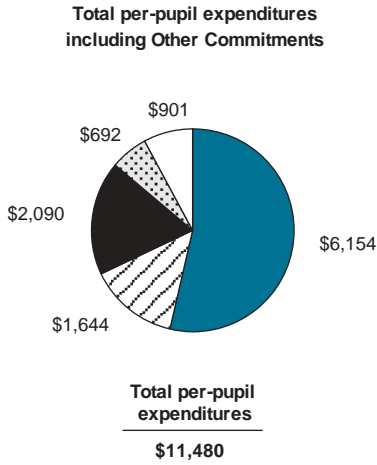
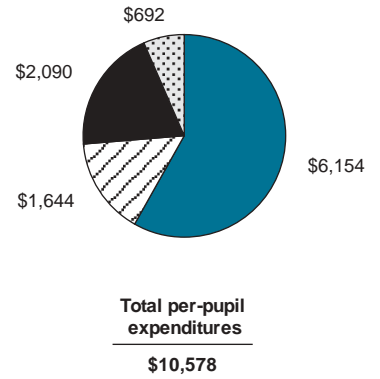


Total per-pupil expenditures for all programs in this district

Data source: In\$ite

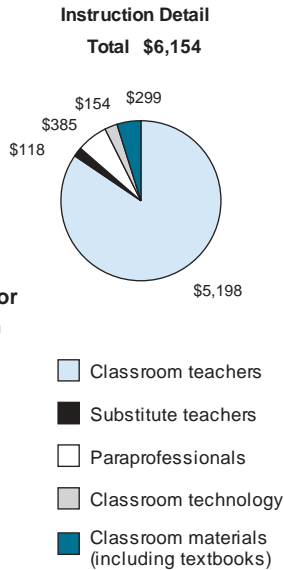


Total per-pupil expenditures excluding Other Commitments and out-of-district students

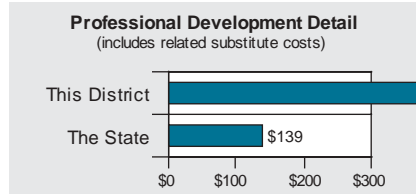
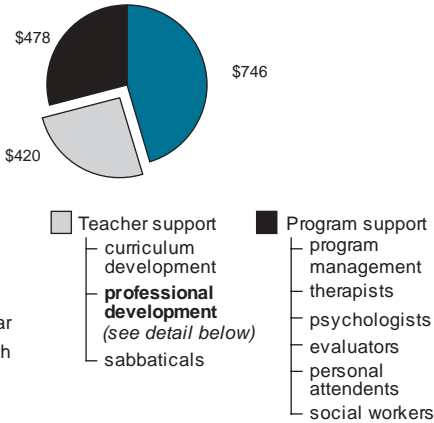


Details from total per-pupil expenditures for all programs in this district

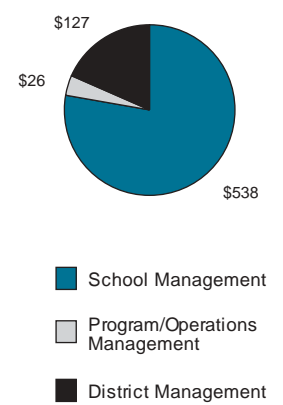
Data source: In\$ite



Instructional Support Detail



Leadership Detail

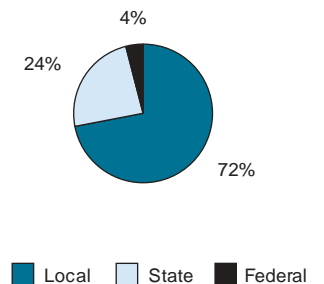


Total expenditures by educational program

Educational Program	The State	This District	Number of Students: This District
General Education	\$8,117	\$9,368	4,634
Limited English Proficiency	\$4,071	\$4,997	52
Special Education	\$12,867	\$11,777	799
Vocational Education	\$2,547	\$116	814
Title I	\$1339	\$4060	127

Data source: In\$ite

Sources of Revenue (excludes food service and debt service)



Data source: Form 31