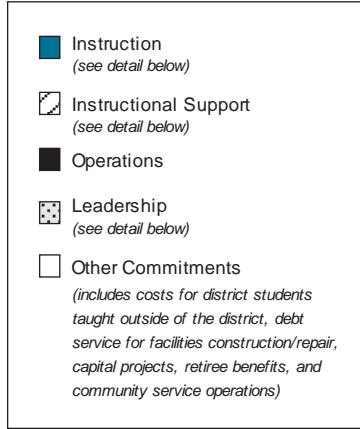
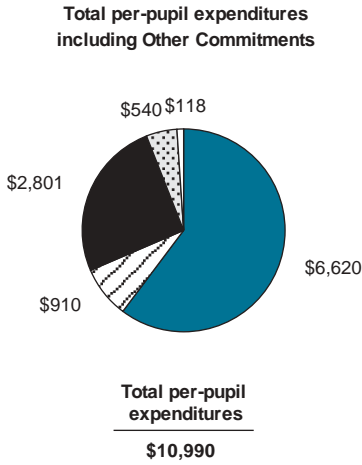
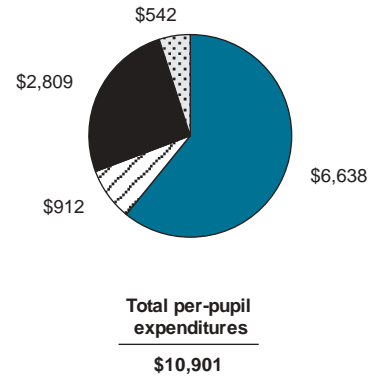


**Total per-pupil expenditures for all programs in this district**

Data source: InSite

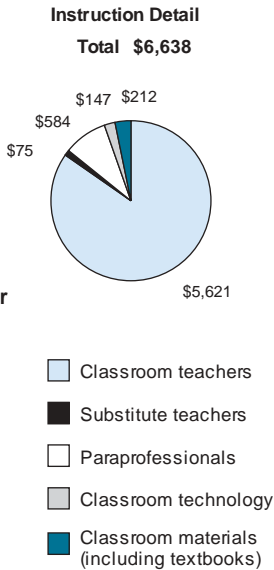


**Total per-pupil expenditures excluding Other Commitments and out-of-district students**

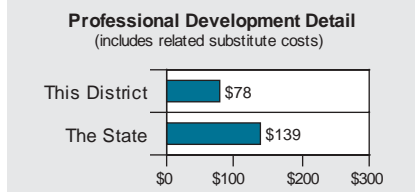
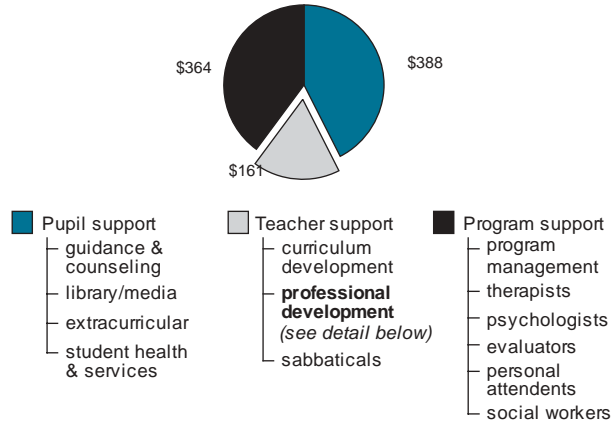


**Details from total per-pupil expenditures for all programs in this district**

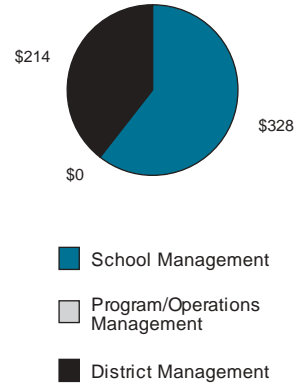
Data source: InSite



**Instructional Support Detail Total \$912**



**Leadership Detail Total \$542**

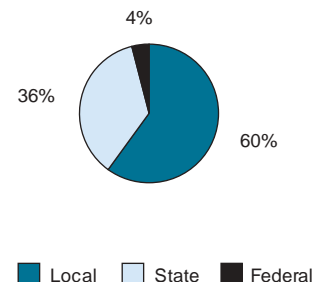


**Total expenditures by educational program**

Educational Program	The State	This District	Number of Students: This District
General Education	\$8,117	\$9,041	369
Limited English Proficiency	\$4,071	\$0	0
Special Education	\$12,867	\$13,016	53
Vocational Education	\$2,547	\$0	0
Title I	\$1339	\$1784	26

Data source: InSite

**Sources of Revenue**  
(excludes food service and debt service)



Data source: Form 31