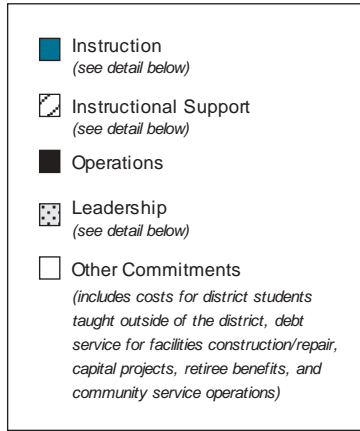
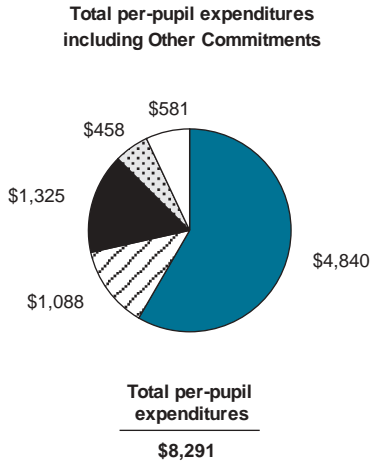
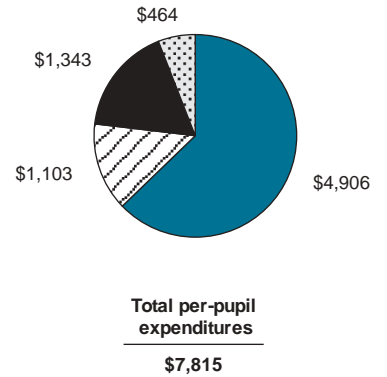


Total per-pupil expenditures for all programs in this district

Data source: InSite

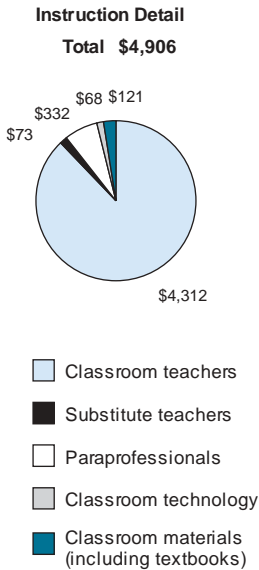


Total per-pupil expenditures excluding Other Commitments and out-of-district students

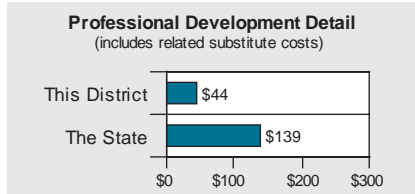
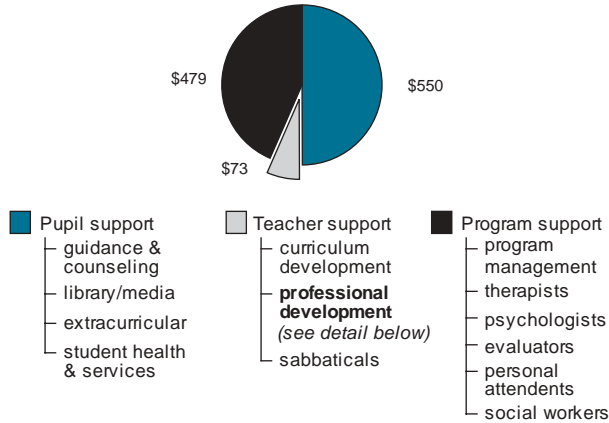


Details from total per-pupil expenditures for all programs in this district

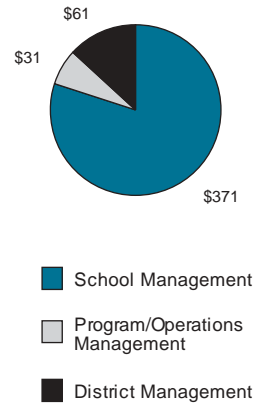
Data source: InSite



Instructional Support Detail Total \$1,103



Leadership Detail Total \$464

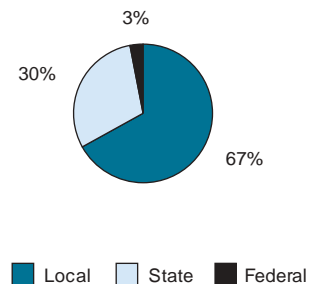


Total expenditures by educational program

| Educational Program | The State | This District | Number of Students: This District |
|-----------------------------|-----------|---------------|-----------------------------------|
| General Education | \$8,117 | \$6,037 | 5,349 |
| Limited English Proficiency | \$4,071 | \$6,150 | 105 |
| Special Education | \$12,867 | \$9,464 | 1,212 |
| Vocational Education | \$2,547 | \$26,186 | 13 |
| Title I | \$1339 | \$2015 | 87 |

Data source: InSite

Sources of Revenue (excludes food service and debt service)



Data source: Form 31